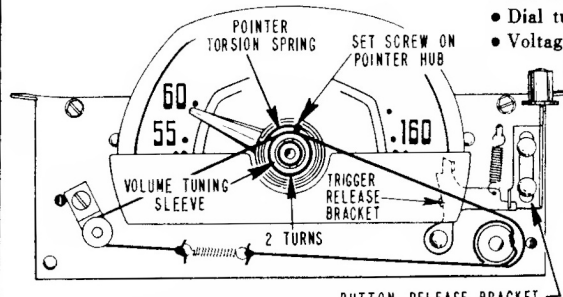


IF=455 KC
 ≙ CHASSIS GND.
 ← COMMON GND. (B-)

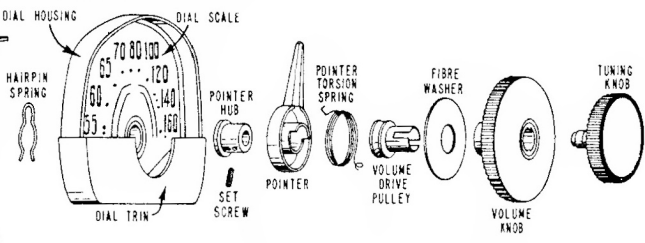
SW2 SHOWN IN POSITION FOR OPERATION FROM POWER LINE

VOLTAGE DATA

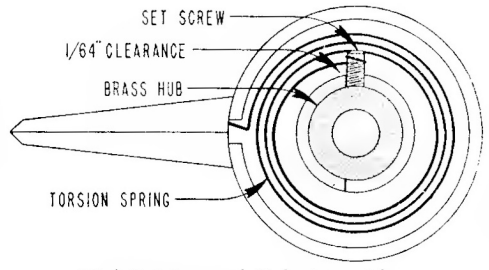
- All voltages taken between tube socket terminals and B minus (pin 7 of 1U5 tube).
- Dial turned to low frequency end; volume control at minimum.
- Voltages measured with Vacuum Tube Voltmeter from 117 Volts AC line.



"Hide-A-Way" Dial, Front View (late set)



Dial and Tuning Knob Assembly, Exploded View



Dial Pointer and Hub Assembly