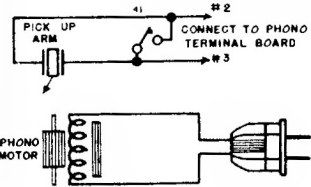
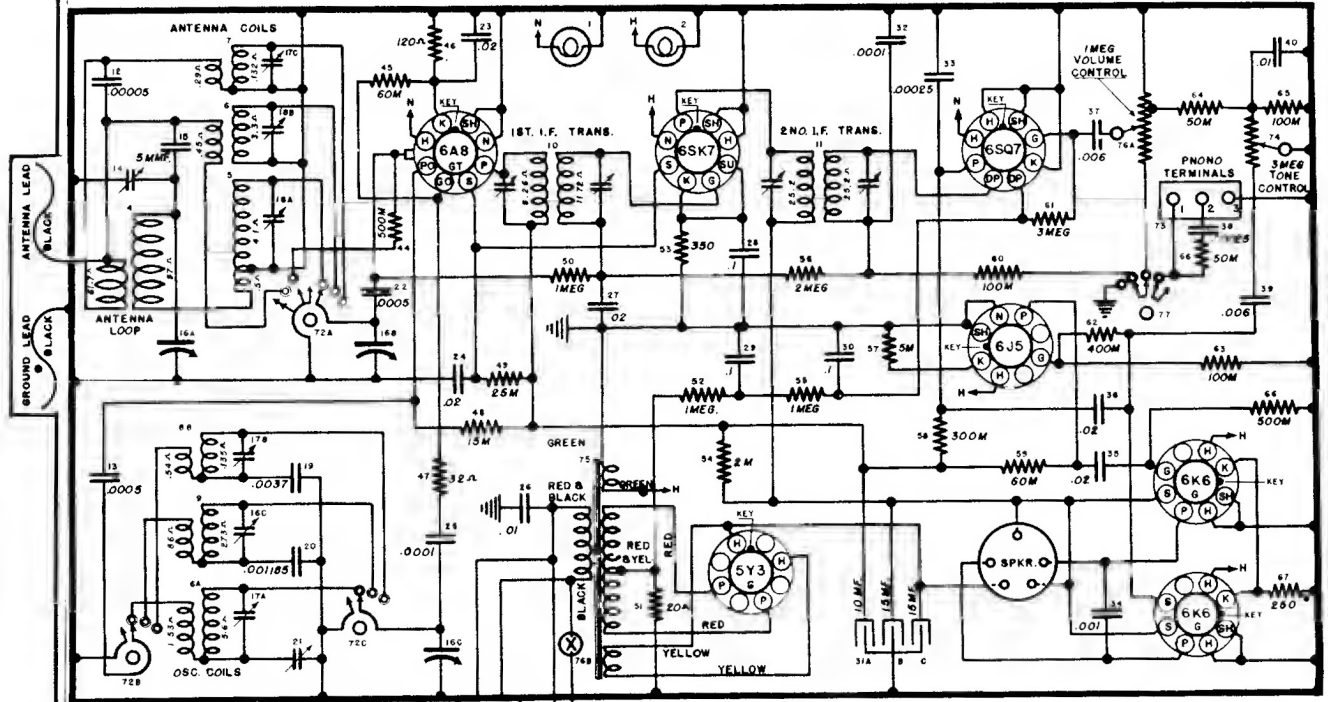
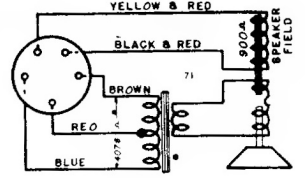


# CROSLLEY MODEL J30BC



**MODEL -- 30**  
**455 K.C. I.F.**

FOR TELEVISION SOUND OR F.M. SOUND  
USE TERMINALS NO 1 & 3 OF PHONO  
TERMINAL BOARD, WITH PHONO-RADIO  
SWITCH IN PHONO POSITION



Alignment Sequence	Dummy Antenna	Frequency Setting	Input Connection to Receiver	Band Switch	Tuning Cond. Setting	Trimmer Adjusted	Remarks
1.	.02 MF.	455 Kc.	Grid of 6A8GT	B. C.	Fully open	2nd I-F (2) 1st I-F (2)	Adjust for Maximum. Adjust for Maximum.
2.	.0002 MF.	1650 Kc.	Ant. Lead (Blue)	B. C.	Fully open	B. C. "OSC" Trimmer	Adjust for peak; gang does not have to tune thru signal.
3.	.0002 MF.	600 Kc.	Ant. Lead (Blue)	B. C.	Approx. 60 on dial	B. C. "OSC" Series Trimmer	Adjust for maximum output while rocking gang thru signal.
4.	Repeat Step No. 2 to check possible shift due to series adjustment						
5.	.0002 MF.	1400 Kc.	Ant. Lead (Blue)	B. C.	Approx. 140 on dial	B. C. "ANT" Trimmer B. C. "PRE" Trimmer	Adjust for maximum output; do not touch B. C. Osc. Trimmer. Adjust for maximum output.
6.	400 ohm (carbon)	5.3 Mc.	Ant. Lead (Blue)	Police	Fully open	Pol "OSC"	Adjust for peak; gang does not have to tune thru signal.
7.	400 ohm (carbon)	5.0 Mc.	Ant. Lead (Blue)	Police	Approx. 5.0	Pol "ANT"	Adjust for maximum output while rocking gang thru signal.
8.	400 ohm (carbon)	18.3 Mc.	Ant. Lead (Blue)	S. W.	Fully open	S. W. "OSC"	Adjust for peak. Gang does not have to tune thru signal.
9.	400 ohm (carbon)	18.0 Mc.	Ant. Lead (Blue)	S. W.	Approx. 18	S. W. "ANT"	Adjust for maximum output while rocking gang thru signal.