MODELS 56TZ, 57TQ, 1st PRODUCTION

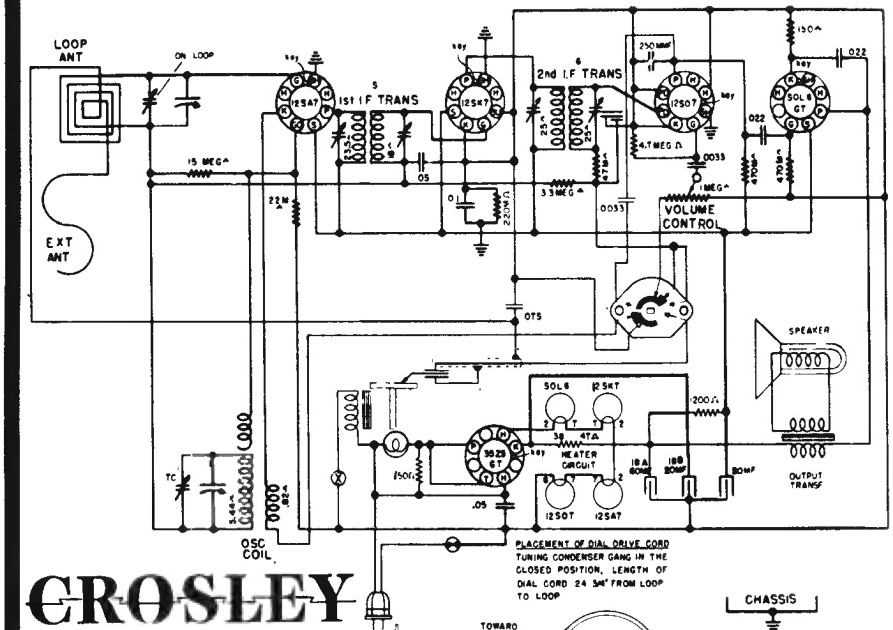

CROSLEY

MODELS: 56TZ, 57TQ

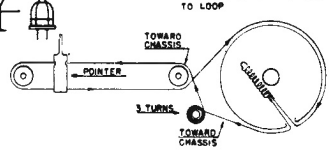

CHASSIS

OSCILLATOR GRID VOLTAGE		
BAND	FREQUENCY	VOLTS
AMERICAN	540 KC	-5.5

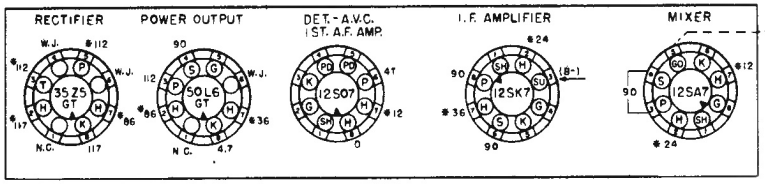

MODELS 56TZ, 56TQ, 2nd PRODUCTION

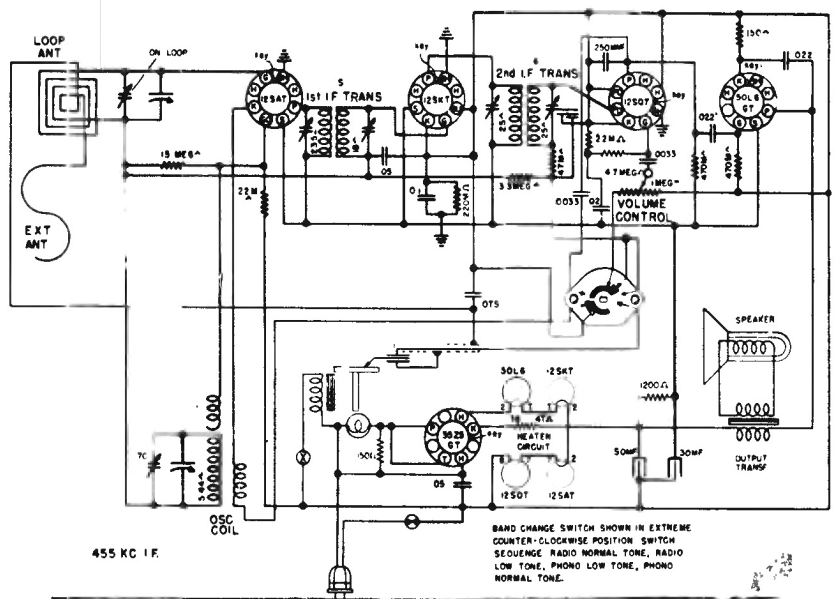

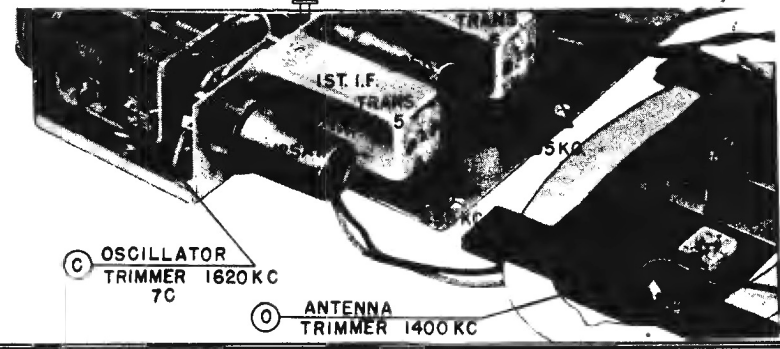

NOTES.
1 THESE ARE BOTTOM VIEWS OF TUBE SOCKETS
2 MEASURE VOLTAGES FROM SOCKET LUGS TO B-(PIN 3 ON THE 12SK7)
3. THESE VOLTAGES WERE MEASURED USING AN ELECTRONIC VOLTMETER.
4. W.J — WIRING JUNCTION.
5 N.C. — NO CONNECTION.
6. * — 60 CYCLE A.C. VOLTAGES.
7 SOCKET VOLTAGE TOLERANCE, 10%
8. LINE VOLTAGE 117 V. 60~ A.C

Alignment Sequence	Signal Generator Output: Frequency in kc.	Signal Generator Output: In Series with	Signal Generator Output: To	Position of: Selector Switch	Position of: Tuning Dial	Adjust for Maximum Output
1	455	200 mmf.	Ant.	R	1620	A & B
2	1620	200 mmf.	Ant.	R	1620	C
3	1400	200 mmf.	Ant.	R	1400	D