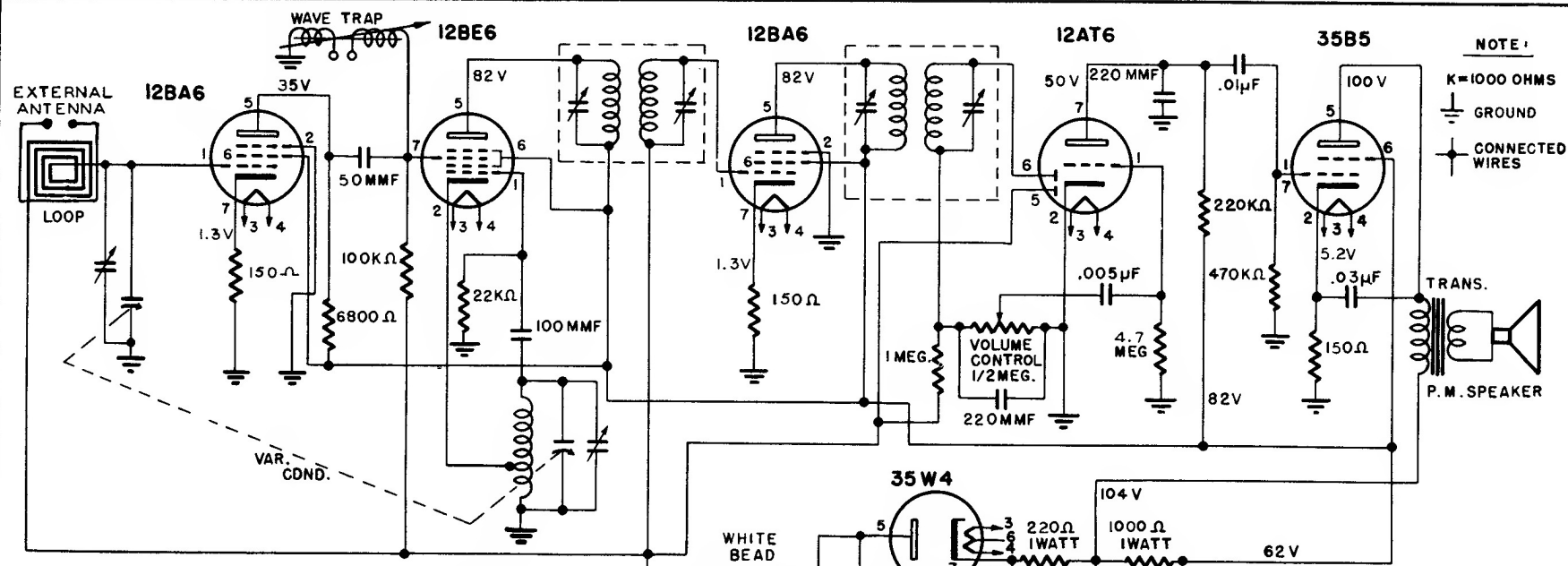


# FADA RADIO 845 SERIES



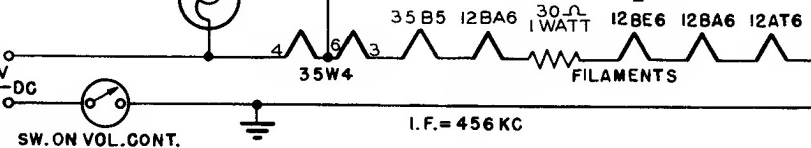
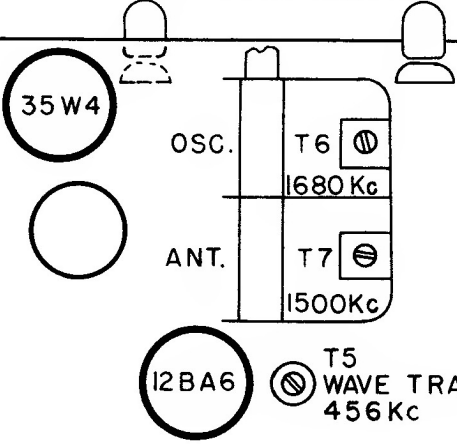
**NOTE:**  
 K=1000 OHMS  
 GROUND  
 CONNECTED WIRES

**MODEL 845**

VOLTAGE READINGS TAKEN WITH 20,000 OHMS PER VOLT METER NO SIGNAL CONDITION, 117 VOLT, 60 CYCLE LINE. TUNING RANGE 530-1680 KC.

Tube substitution was used in some models and is indicated on the tube layout label of such sets. Two 6B5J6 were used for 12BA6 tubes with the connections to pins #2 and #7 reversed. Type 50B5 tube was used in place of 35B5. A red letter "A" stamped on the rear of the loop antenna indicates that a 50C5 tube is used instead of 35B5 with necessary changes in socket connections.

PILOT LAMPS  
 WHITE BEAD BAYONET



I.F. = 456 KC

SW. ON VOL. CONT.

FILAMENTS