
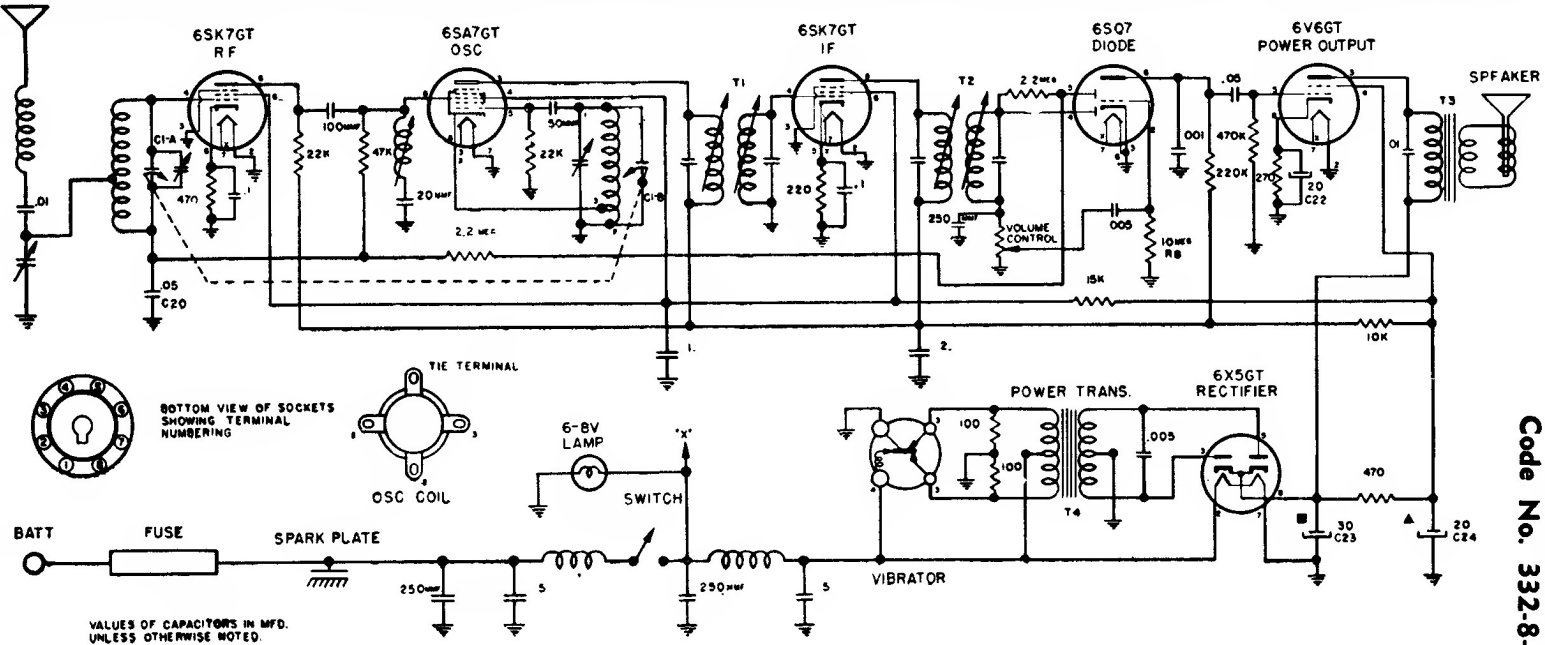


THE FIRESTONE TIRE & RUBBER CO.

Stock No. 4-B-31

Code No. 332-8-139143

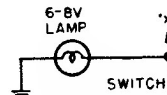


BOTTOM VIEW OF SOCKETS SHOWING TERMINAL NUMBERING



TIE TERMINAL

OSC COIL



6-BV LAMP

SWITCH

BATT

FUSE

SPARK PLATE

250MFD

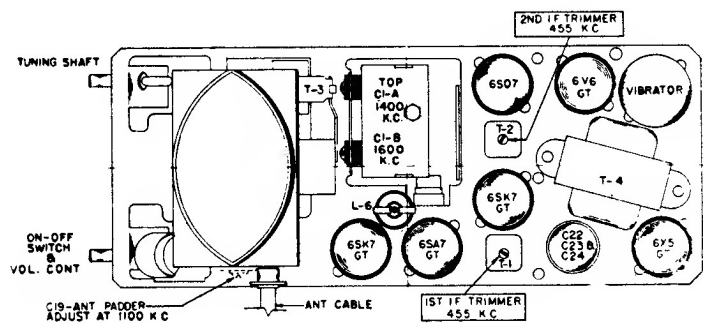
5

250MFD

5

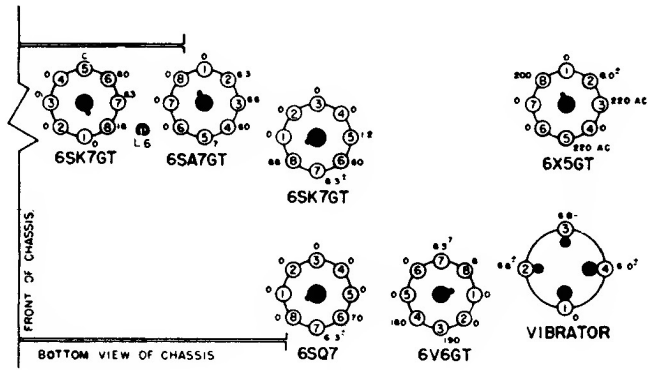
VIBRATOR

VALUES OF CAPACITORS IN MFD. UNLESS OTHERWISE NOTED.



Tube and Trimmer Locations

The bottom cover (the one with the speaker louvers) can be removed to permit servicing of major components, such as tubes and vibrator, by removing the eight (8) screws holding it to the top cover. There are three (3) screws on each side, one (1) in the rear, and one (1) in the front.



Socket Voltages

Voltages taken from the different points of the circuit to the chassis are measured with volume control in maximum position, all tubes in their sockets, no signal applied, and with a volt meter having a resistance of 20,000 ohms per volt. These voltages are clearly shown on the voltage chart.