

500 OHM F.M. DIPOLE ANT.
IN REAR OF CABINET.

6BA6

6BE6

6BA6

6AU6

6AU6

6AU6

6AL5

6AT6

6K6GT

M - MEGOHMS
K - KILOHMS
ALL RESISTORS 1/4 WATTS &
ALL CAPACITORS IN MMFD.
UNLESS OTHERWISE
MARKED.

BAND SWITCH SHOWN IN
POSITION 1.

POS. 1 - F.M.
2 - B.C.
3 - S.W.
4 - PHONO.

I.F.
A.M. = 455 KC.
F.M. = 10.7 MC.

A.M.-A.V.C.
F.M.-A.V.C.

TRIMMERS

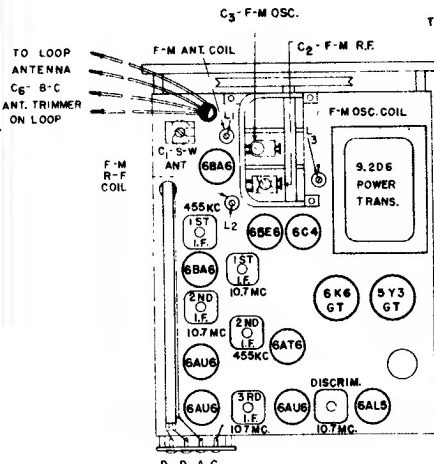
- C1 S-W ANT.
- C2 F-M R-F
- C3 F-M OSC.
- C4 B-C OSC.
- C5 B-C PADDER
- C6 B-C ANT.
- GT S-W OSC.

ALL .005 MFD.
PAPER CAP SHOWN
ARE RATED 500 WV.

ALL CERAMIC AND
MICA CAP SHOWN
ARE RATED 500 WV.

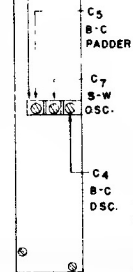
TRIMMER
RANGES (MMF)

- C1 2-18
- C2 2-18
- C3 1.0-3.5 (CERAMIC)
- C4 3-35
- C5 110-560
- C6 2-12
- C7 2-18



CHASSIS
TOP VIEW SHOWING TRIMMER
& TUBE LAYOUT

TRIPLE TRIMMER STRIP
4.101 RECESSED
TOWARD CENTER
OF CHASSIS.



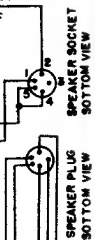
PARTIAL
SIDE VIEW

GAROD

MODEL 11 FMP

TUNING RANGE:

- Broadcast Band: 540 to 1650 Kilocycles
(180 to 555 Meters)
- Short Wave Band: 5.3 to 18.5 Megacycles
(16 to 56 Meters)
- F-M Band: 87.5 to 108.5 Megacycles
(2.7 to 3.4 Meters)



600 OHM
FIELD