

GENERAL ELECTRIC

RADIO SERVICE DATA

FOR MODELS YRB 83-1, YRB 79-1, YRB 79-2

Rating: 105-125 volts d-c
105-125 volts 40-60 cycles a-c
28 watts at 117 volts

Tuning Frequency Range:540-1720 KC

Intermediate Frequency:455 KC

LOUDSPEAKER "ALNICO V" MAGNET DYNAMIC

Outside Cone Diameter.....5¼ in.
Voice Coil Impedance (400 cycles).....3.2 ohms


I.F. ALIGNMENT

Connect an output meter across the voice coil. Turn the volume control to maximum. Set test oscillator to 455 KC and keep the oscillator output as low as a readable meter reading will permit.

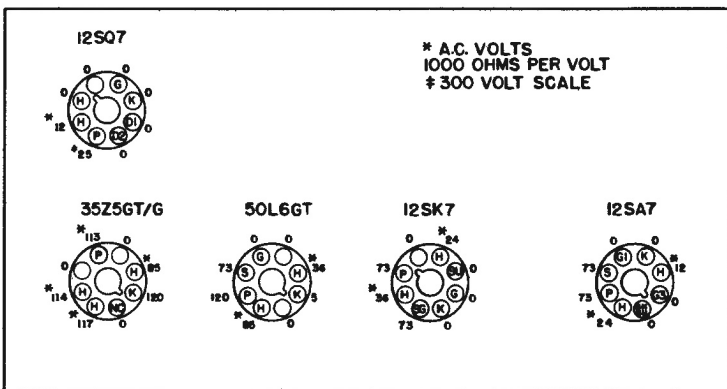
Apply signal to the converter grid through a .05 mfd capacitor and align progressively the trimmers in the 2nd and 1st I.F. transformer cans.

R.F. ALIGNMENT

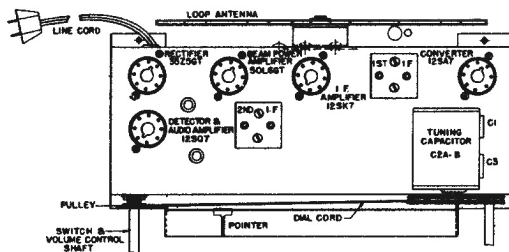
Apply the R.F. alignment signals through a standard I.R.E. dummy antenna to the receiver antenna post. With the gang condenser wide open, align the oscillator trimmer (C17B) to 1720 KC. Change the generator signal to 1500 KC, tune the receiver to the signal and peak antenna trimmer (C17A) for maximum output.



Model YRB 79-2



BOTTOM VIEW OF CHASSIS



LINE VOLTS - 117

VOL. CONT. MAX.

NO SIGNAL

Symbol	Description	Symbol	Description	Symbol	Description
C1	Antenna trimmer condenser	C14	.05 mfd paper capacitor	R1	22,000 ohm carbon resistor
C2A	Tuning condenser, antenna section	C15	.05 mfd paper capacitor	R2	2.2 megohm carbon resistor
C2B	Tuning condenser, oscillator section	C16	.05 mfd paper capacitor	R3	Volume control, .5 megohm
C3	Oscillator trimmer condenser	C17	.01 mfd paper capacitor	R4	4.7 megohm carbon resistor
C8	220 mmfd mica capacitor	L1	1st I.F. transformer	R5	470,000 ohm carbon resistor
C9	.005 mfd paper capacitor	L2	2nd I.F. transformer	R6	470,000 ohm carbon resistor
C10	220 mmfd mica capacitor	L3	Loop assembly	R7	150 ohm carbon resistor
C11	.01 mfd paper capacitor	L4	Oscillator coil	R8	2700 ohm carbon resistor
C12	.02 mfd paper capacitor	P1	Pilot lamp	R9	18 ohm carbon resistor
C13A	30 mfd electrolytic capacitor	T1	Output transformer	R10	470 ohm carbon resistor
C13B	30 mfd electrolytic capacitor				

