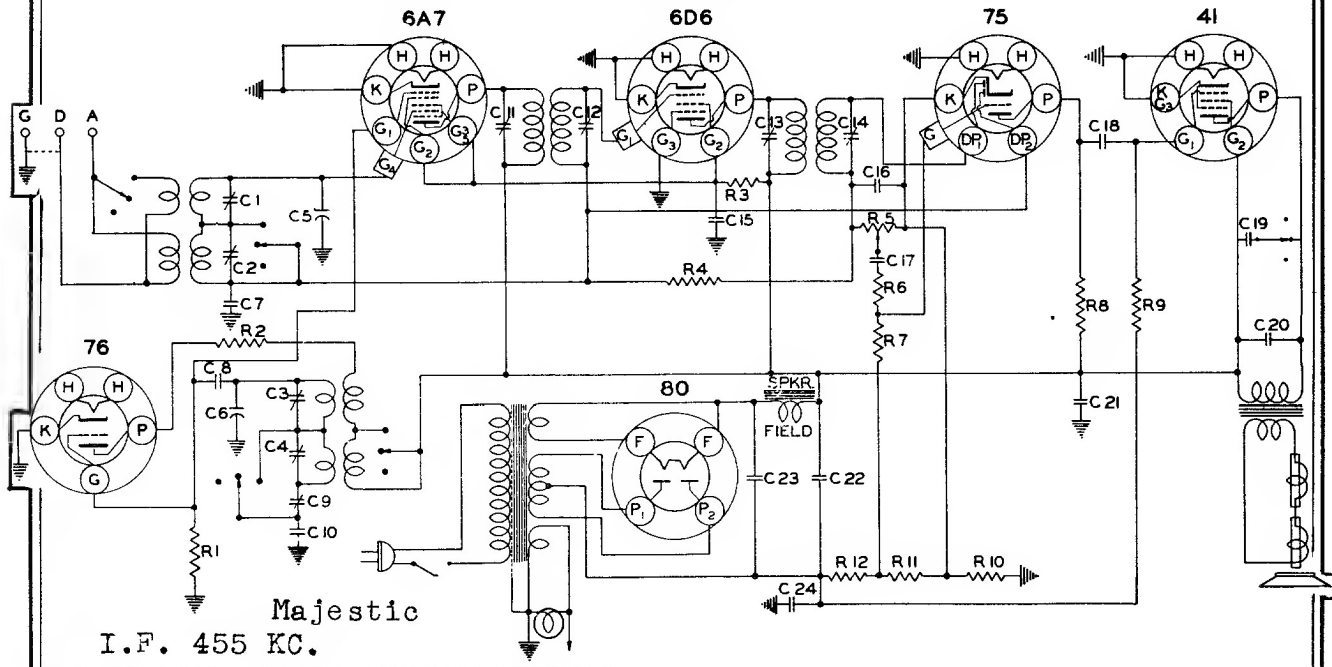
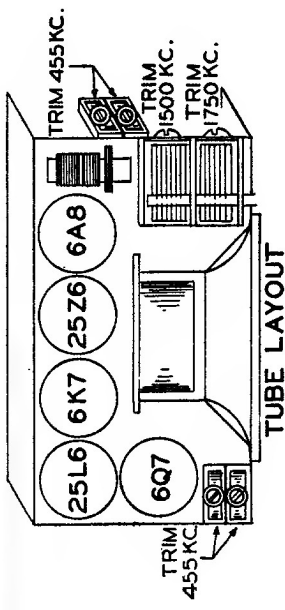


SCHEMATIC DIAGRAM MODEL 62A

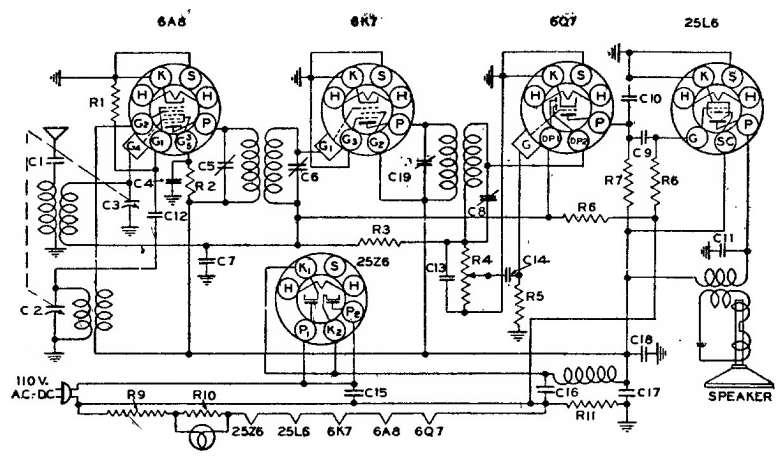


Majestic
I.F. 455 KC.

| Schematic Location | Description | Schematic Location | Description | Schematic Location | Description |
|--------------------|-----------------------|--------------------|------------------|--------------------|--------------------------------|
| R1 | 50K 1/4W 20% | R10 | 61 Ohms | C11, C12 | Trimmer cond. |
| R2 | 100K 1/4W 20% | R11 | 33 Ohms | C13, C14 | Trimmer cond. |
| R3 | 7.5K 2W 1/4W 20% | R12 | 150 Ohms | C15, C21 | Tubular cond. .05 mfd 400V |
| R4 | 2 Meg. 1/4W 20% | C1, C2 | Y-CP-2 | C16 | Mica cond. 250 mmf. 20% |
| R5 | Volume control 1 meg. | C3, C4 | | Trimmer cond. | C17, C18, C19 |
| R6, R8 | 250K 1/4W 20% | C5, C6 | Y-CV19 | C20 | Tubular cond. .006 n.f.l. 400V |
| R7 | 1 Meg. | C7, C8 | C-15752 | C22 | 8,300 V |
| R9 | 500K 1/4W 20% | C9 | CM-15929 | C23 | 12,300 V |
| | | C10 | C-16472 | C24 | 20.25 V |
| | | | CM-17 | | |
| | | | Mica cond. .4330 | | |



Majestic Radio
Model 52



REPLACEMENT PARTS LIST

| Schematic Location | Part No. | Description | Schematic Location | Part No. | Description |
|--------------------|----------|------------------------------|--------------------|----------|-------------------------------|
| C2, C3 | Y-CV 14 | Variable Gang Condenser | R1 | R-54 | Carbon resistor 50K 1/4W20% |
| C7, C18 | C-15761 | Tubular cond. .1 mfd. 200 V | R2 | R-53 | Carbon resistor 15K 1/4W20% |
| C4 | C-15752 | Tubular cond. .05 mfd. 200 V | R3 | R-55 | Carbon resistor 2meg 1/4W20% |
| C8, C1 | C-15754 | Tubular cond. .01 mfd. 400 V | R5 | R-49 | Carbon resistor 15meg 1/4W20% |
| C15 | C-15757 | Tubular cond. .1 mfd. 400 V | R6 | R-50 | Carbon resistor 5meg 1/4W20% |
| C11 | C-15772 | Tubular cond. .02 mfd. 400 V | R7 | R-51 | Carbon resistor 500K 1/4W20% |
| C14 | C-15754 | Tubular cond. .01 mfd. 400 V | R8 | R-52 | Carbon resistor 300K 1/4W20% |
| C16 | CE-32 | Tub. dry elec. cond. 40 mfd. | R11 | R-56 | Carbon res. 100 ohm 1/4W10% |
| C17 | CE-35 | Tub. dry elec. cond. 16 mfd. | R10 | R-57 | Wire wound flex. res. 40 ohms |
| C5, C6 | Y-CT-16 | Trimmer cond. 1st I. F. | R9 | LC-8 | 141 ohms in line cord |
| C8, C19 | Y-CT-17 | Trimmer cond. 2nd I. F. | R4 | Y-VC-15 | .5 meg Volume control |
| C10, C13 | CM-15928 | Mica cond. 250 mmf. 20% | | | |
| C12 | CM-15919 | Mica cond. 50 mmf. 20% | | | |