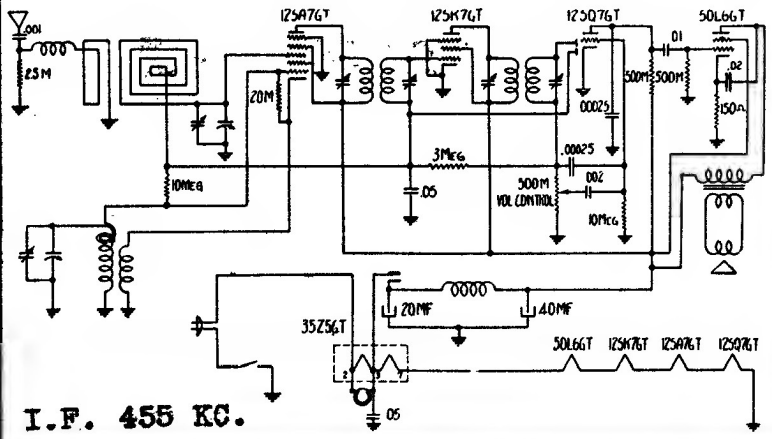


Location	Description	Location	Description
C4, C5	.05 mfd. 200V	R9	500K ohm W Resistor
C1	.01 mfd. 200V	R10	1 Megohm W Resistor
C10, C12	.005 mfd. 400V	R11	400 ohm W Resistor
C14	.002 mfd. 500V	R12	200 ohm W Resistor
C15	.100 mfd. 50V	R13	3 Megohm W Resistor
C17, C18	8 mfd. 150V Electrolytic	R14	2 Megohm W Resistor

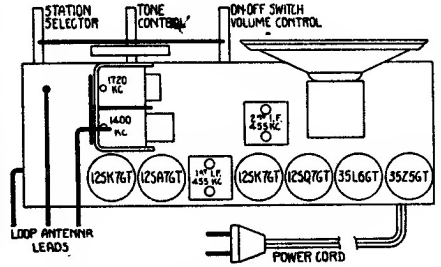
SCHEMATIC DIAGRAM MODEL 5T10 & 5T10W



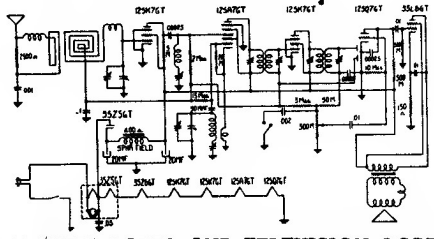
MODEL 6T23

Factory No. 4501X

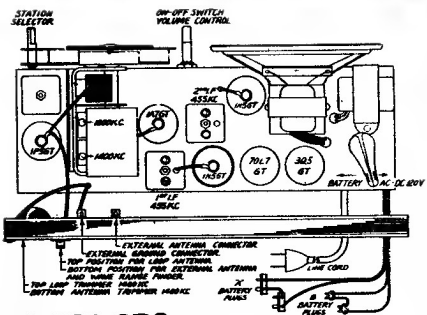
TUBE LAYOUT



SCHEMATIC DIAGRAM

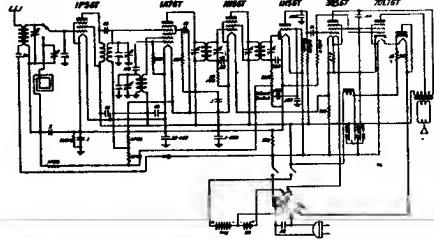


MAJESTIC RADIO AND TELEVISION CORP.
 2600 WEST 50TH STREET CHICAGO, ILLINOIS

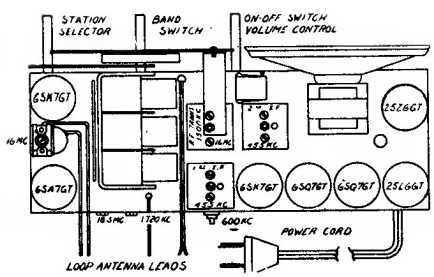


Model 6P1-6P2

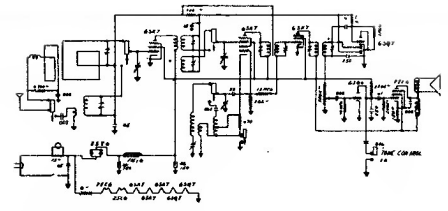
SCHEMATIC DIAGRAM



MODEL 7T20



SCHEMATIC DIAGRAM



MAJESTIC RADIO AND TELEVISION CORP.