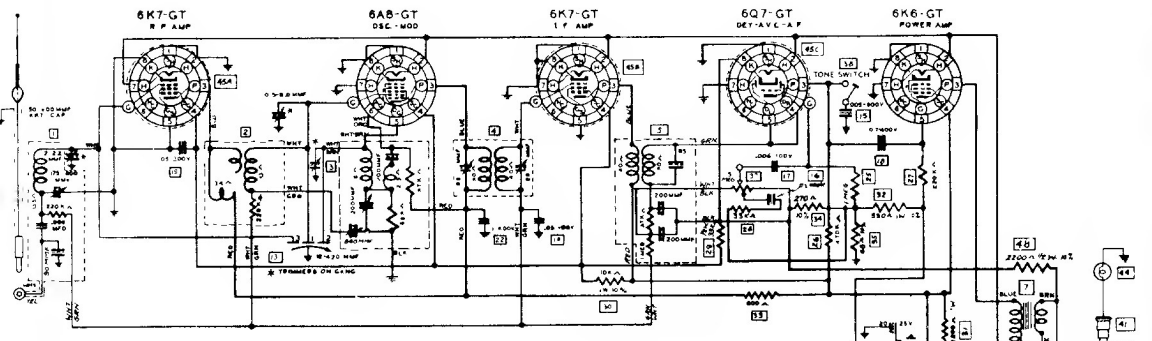
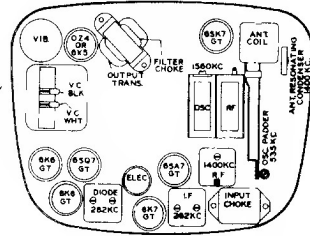
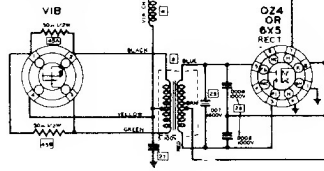


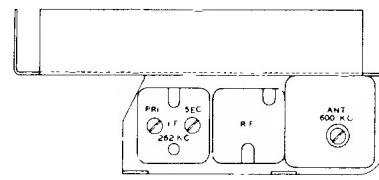
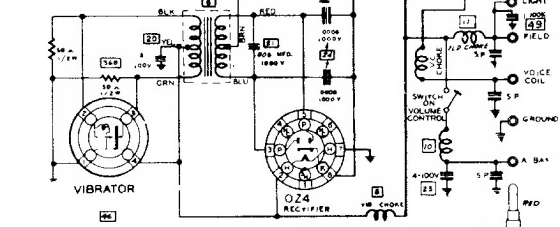
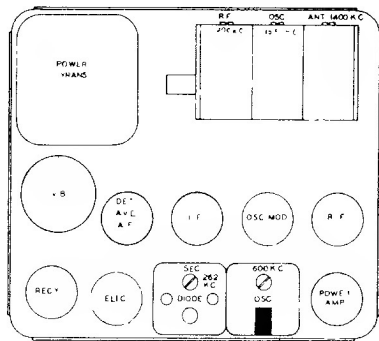
**Motorola
Model 450**

PIPING SHEET			
PIPE POSITION	PLATE	SCREEN	CONTROL
R F	51A	71	4-8
OSC MOD	51B	71	4-8
I F	51A	71	1-3
DET AVC A-F	51C	71	3-4
POWER	51E	81	1-2
Output	51E	81	4-5
W-1	52	—	8-9

All voltages measured from center terminal to chassis ground using 1000 ohm per volt impedance.
 Standard 1/2 Watt 5% R.F. coils.
 Resistor jump 100KΩ, 100Ω, 10KΩ
 Standard tube set at "50" and "100" positions.



Model 350
 I F 262 KC
 TUNING RANGE 1560K C-535K C



Motorola