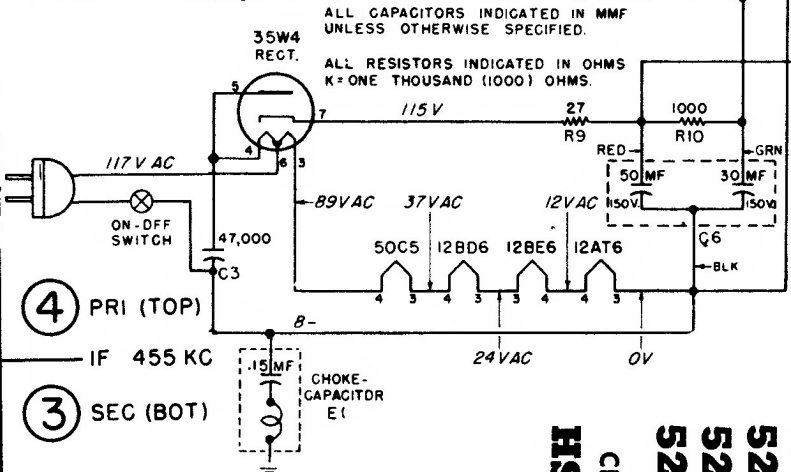
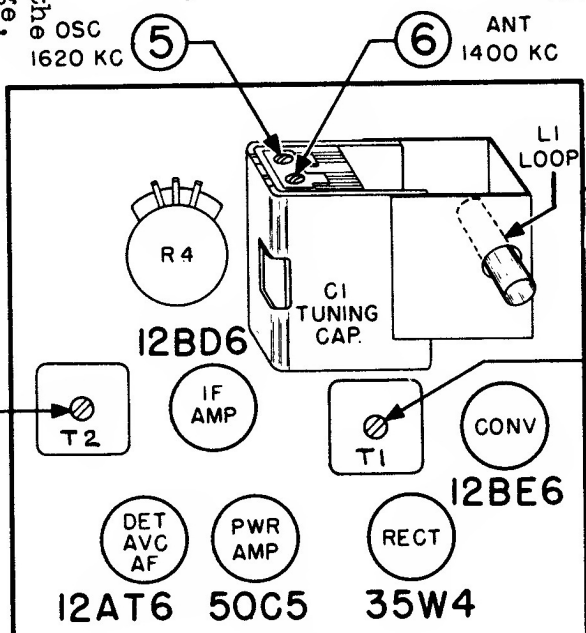
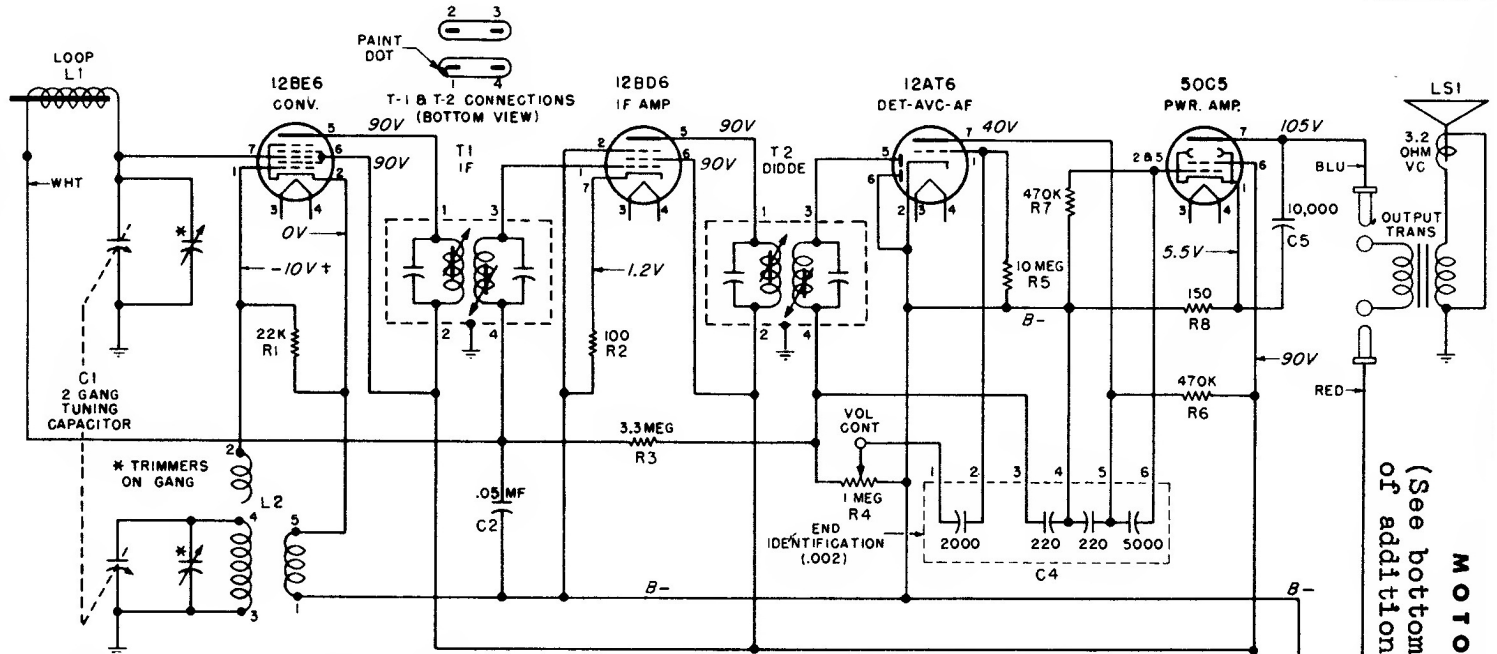


MOTOROLA, INC.

(See bottom of page for list of additional similar models)

MODELS
52R11U
52R12U
52R13U
52R14U
52R15U
52R16U
CHASSIS
HS-315



VOLTAGE MEASUREMENTS MADE WITH ELECTRONIC TYPE VOLTMETER
 VOLTAGES TAKEN BETWEEN POINT INDICATED AND B-
 VOLTAGE TOLERANCE $\pm 10\%$
 INPUT VOLTAGE 117 V. AC.
 NO SIGNAL INPUT.
 † MEASUREMENT MADE WITH GANG FULLY OPEN.

Motorola Chassis HS-317 is exactly the same as HS-315 described on this page, but is not U.L. approved, so that one side of A.C. line is connected directly to chassis and E1 is not used. The models using this chassis HS-317 are: 52R11A, 52R12A, 52R13A, 52R14A, 52R15A, and 52R16A.

