

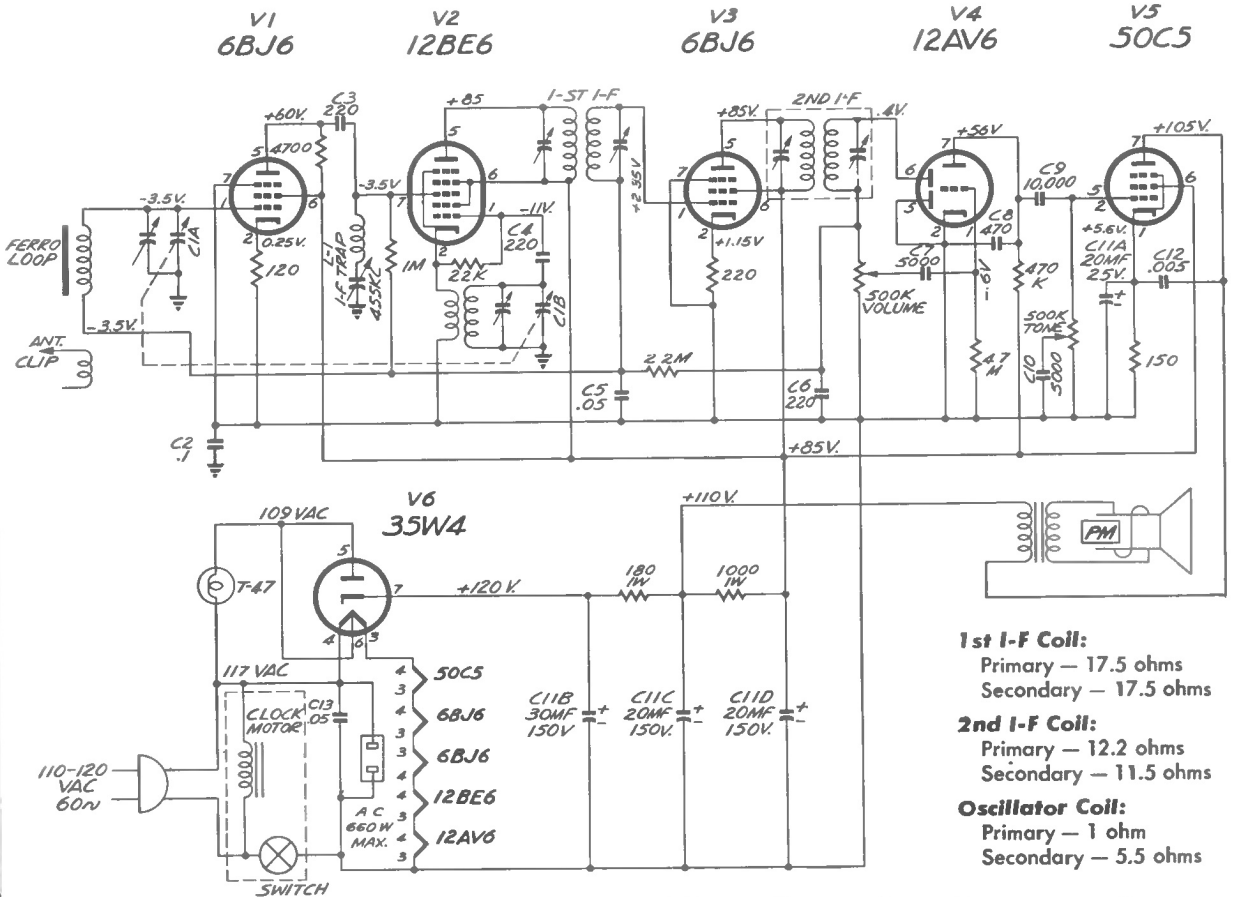


Packard-Bell Company, Inc. MODEL 621



STEP	CONNECT TEST OSC. TO	TEST OSC. SETTING	POINTER SETTING	ADJUST FOR MAX. OUTPUT
1	Mixer Grid & Ground	455 KC	540 KC	Trimmers A,B,C & D
2	Mixer Grid & Ground	455 KC	540 KC	Trimmer E for minimum output
3	Mixer Grid & Ground	1620 KC	1620 KC	Trimmer F
4	Test Loop	1500 KC	1500 KC	Trimmer G
5	REPEAT STEPS 3 & 4			

A, B, C, D — I-F Trimmers
 E — I-F Trap
 F — Osc. Trimmer
 G — Ant. Trimmer
 Note 1.



- 1st I-F Coil:**
 Primary — 17.5 ohms
 Secondary — 17.5 ohms
- 2nd I-F Coil:**
 Primary — 12.2 ohms
 Secondary — 11.5 ohms
- Oscillator Coil:**
 Primary — 1 ohm
 Secondary — 5.5 ohms