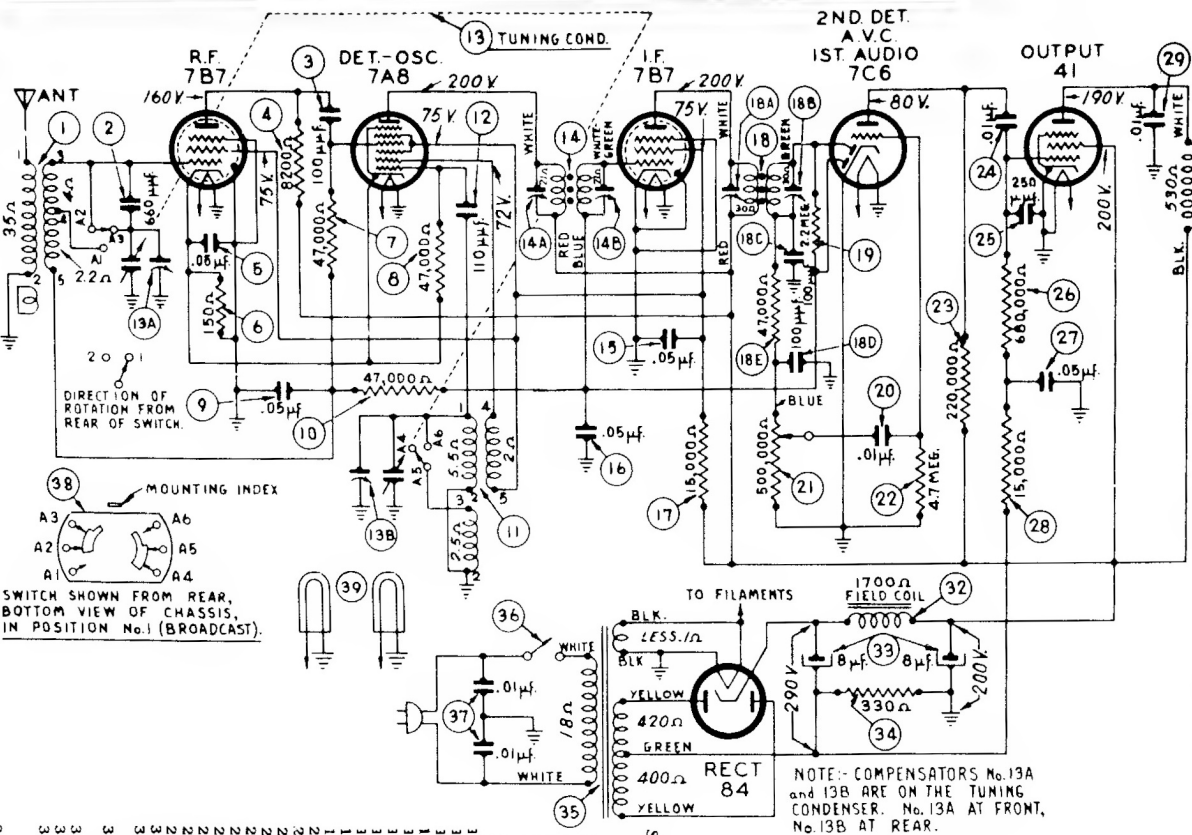
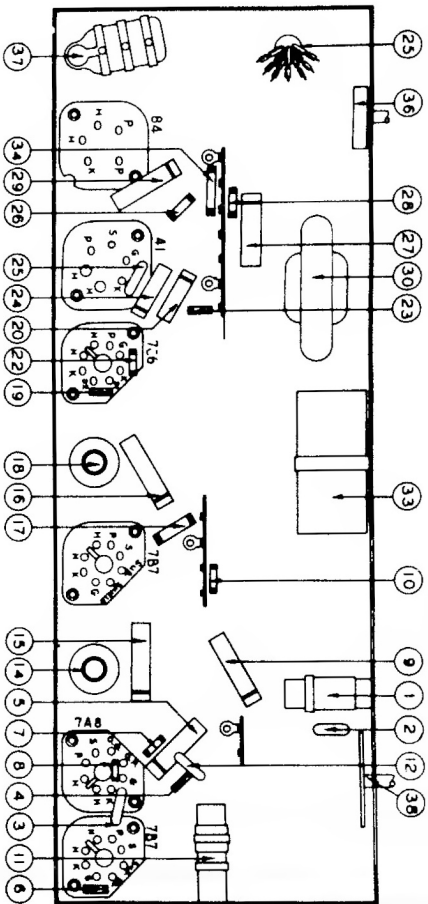


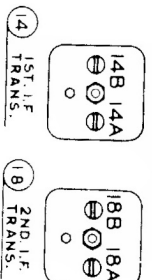
# PHILCO

Model 40-158

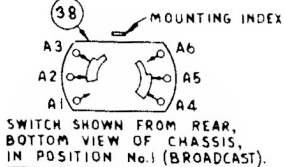


NOTE: COMPENSATORS No. 13A  
84 & 13B ARE ON THE TUNING  
CONDENSER. No. 13A AT FRONT,  
No. 13B AT REAR.

**I.F. = 455 KC.**



SCH. No.	DESCRIPTION	PART No.
1	Antenna Transformer	32-3303
2	Mica Condenser (660 mmfd.)	30-1136
3	Mica Condenser (100 mmfd.)	30-1128
4	Resistor (8200 ohms, 1/2 watt)	33-282339
5	Tubular Condenser (.05 mfd.)	30-4519
6	Resistor (150 ohms, 1/2 watt)	33-11539
7	Resistor (47,000 ohms, 1/2 watt)	33-347339
8	Tubular Condenser (.05 mfd.)	30-4519
9	Resistor (47,000 ohms, 1/2 watt)	33-347339
10	Resistor (47,000 ohms, 1/2 watt)	33-347339
11	Oscillator Transformer	32-3255
12	Mica Condenser (310 mmfd.)	30-1130
13	Tuning Condenser Assembly	31-2418
14	1st I. F. Transformer Assy.	32-3361
15	Tubular Condenser (.05 mfd.)	30-4519
16	Resistor (35,000 ohms, 1 watt)	33-315439
17	Resistor (2.2 meg., 1/2 watt)	33-32211
18	2nd I. F. Transformer Assembly	33-522339
19	Resistor (4.7 meg., 1/2 watt)	33-4572
20	Volume Control (500,000 ohms)	33-5319
21	Tubular Condenser (.01 mfd.)	33-547339
22	Resistor (220,000 ohms, 1/2 watt)	33-422339
23	Resistor (4.7 meg., 1/2 watt)	33-547339
24	Mica Condenser (.01 mfd.)	33-422339
25	Tubular Condenser (250 mmfd.)	30-4572
26	Mica Condenser (.250 mfd.)	61-0033
27	Resistor (680,000 ohms, 1/2 watt)	33-468339
28	Tubular Condenser (.05 mfd.)	30-4519
29	Resistor (15,000 ohms, 1/2 watt)	33-315339
30	Tubular Condenser (.01 mfd.)	30-4501
31	Output Transformer Assembly	32-8056
32	Field Coil (Replace Speaker Part No. 36-1480)	36-4086
33	Elec. Cond. (.8-8 mfd., 450 V.)	30-2447
34	Resistor (330 ohms, 1 watt)	33-133439
35	Power Transformer (115-130 V., 50-60 cycles)	32-8055
36	A. C. Switch	32-8076
37	Bakelite Cond. (.01-.01 mfd.)	42-1545
38	Wave Switch	3903-DG
39	Pilot Lamps	42-1494 34-2064



SWITCH SHOWN FROM REAR, BOTTOM VIEW OF CHASSIS, IN POSITION No. 1 (BROADCAST).

DIRECTION OF ROTATION FROM REAR OF SWITCH.