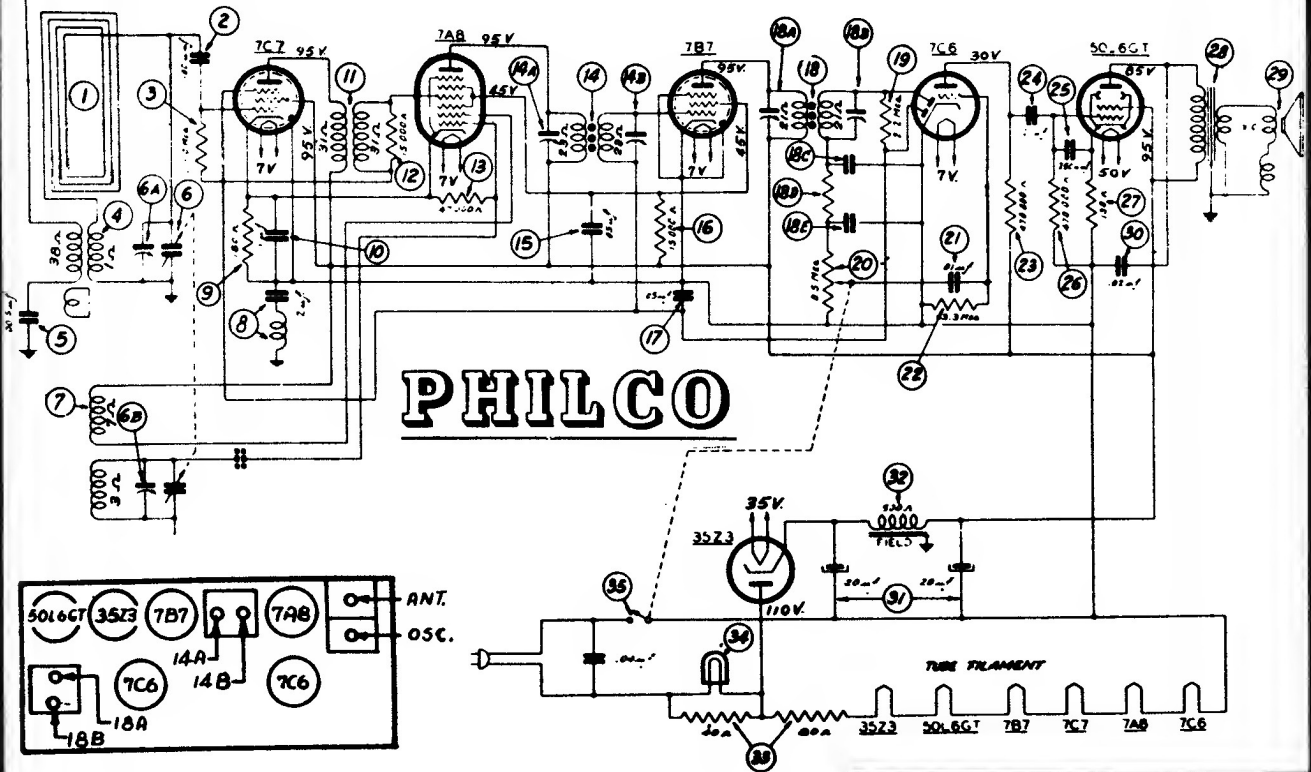
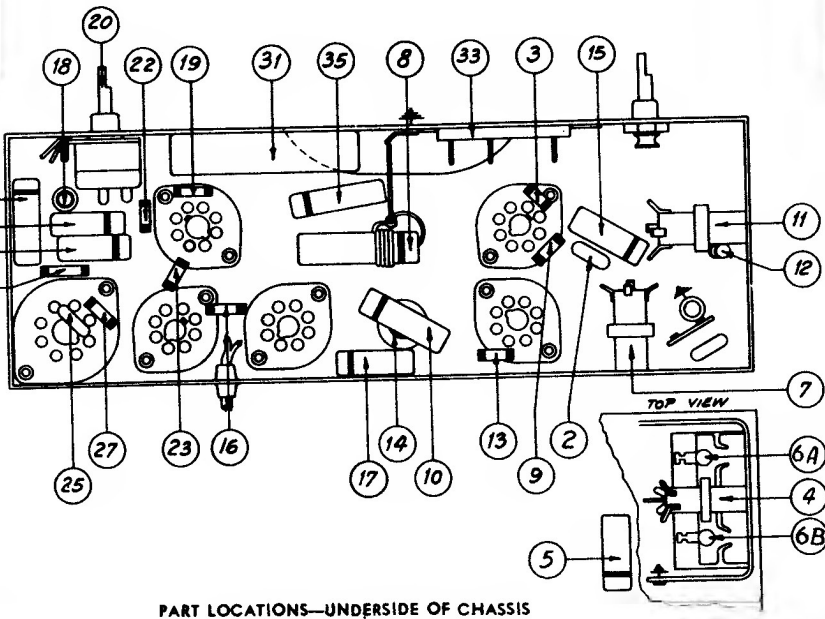
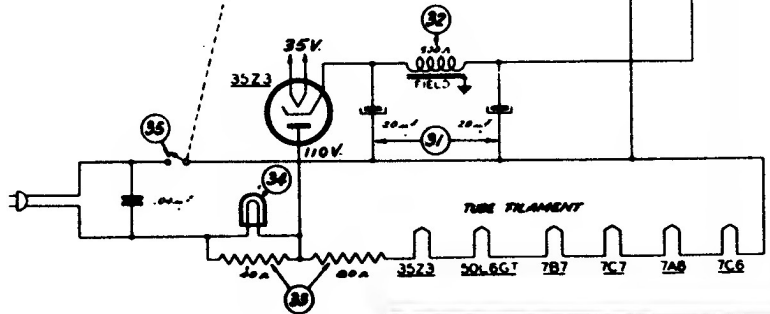
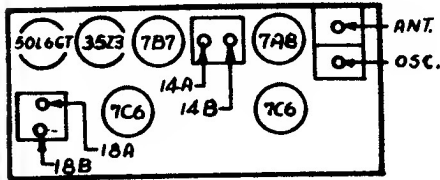


MODELS 42-321, 42-PT-10, CODE 121

NOTE
GROUND TO CHASSIS FOR LOOP OPERATION



PHILCO



PART LOCATIONS—UNDERSIDE OF CHASSIS

SCHE. No.	DESCRIPTION	PART No.
1	Loop Aerial (42-321T1)	76-1196
2	Loop Aerial (PT-10) Part of Cabinet.	
3	Mica Condenser (100 mmfd.)	60-110157
4	Resistor (1.0 megohms)	33-510154
5	Aerial Transformer	32-3394
6	Condenser (.0015 mfd., 400 volts)	30-4621
7	Tuning Condenser	31-2527
	Pointer	56-2076
	Spring (Drive Cord)	28-8954
	Shaft Assembly (42-321)	31-2591
	Shaft Assembly (PT-10)	31-2531
	Drive Cord	31-2529
8	Oscillator Transformer	32-3613
9	Condenser and Choke Assembly	76-1198
10	Resistor (180 ohms)	33-118336
11	Condenser (.11 mfd., 200 volts)	30-4584
12	R. F. Transformer	32-3595
13	Resistor (15,000 ohms)	33-315339
14	Resistor (47,000 ohms)	33-347339
15	1st I. F. Transformer	32-3614
16	Condenser (.05 mfd., 200 volts)	30-4519
17	Resistor (15,000 ohms)	33-315339
18	Condenser (.05 mfd., 200 volts)	30-4519
19	2nd I. F. Transformer	32-3604
20	Resistor (2.2 megohms)	33-522339
21	Volume Control	33-5449
22	Condenser (.01 mfd., 400 volts)	30-4572
23	Resistor (3.3 megohms)	33-533339
24	Resistor (470,000 ohms)	33-447339
25	Condenser (.01 mfd., 400 volts)	30-4572
26	Mica Condenser (250 mmfd.)	60-125157
27	Resistor (470,000 ohms)	33-447339
28	Resistor (130 ohms)	33-113336
29	Output Trans. (for Speaker 34-1533-9)	32-8164
30	Cone Assembly (for Speaker 34-1533-9)	34-4190
31	Condenser (.02 mfd., 400 volts)	30-4516
32	Electrolytic Condenser (20-20 mfd.)	30-2382
33	Field Coil (Replace Speaker 34-1533-9)	
34	Resistor (Wirewound, 40-80 ohms)	33-3408
35	Pilot Lamp	34-2068
	Condenser (.04 mfd., 400 volts)	30-4119
MISCELLANEOUS PARTS		
	Cabinet (42-321T)	10568A
	Cabinet (42-321T1)	10568B
	Cabinet (PT-10)	76-1195
	Cardboard Back (PT-10)	27-9817