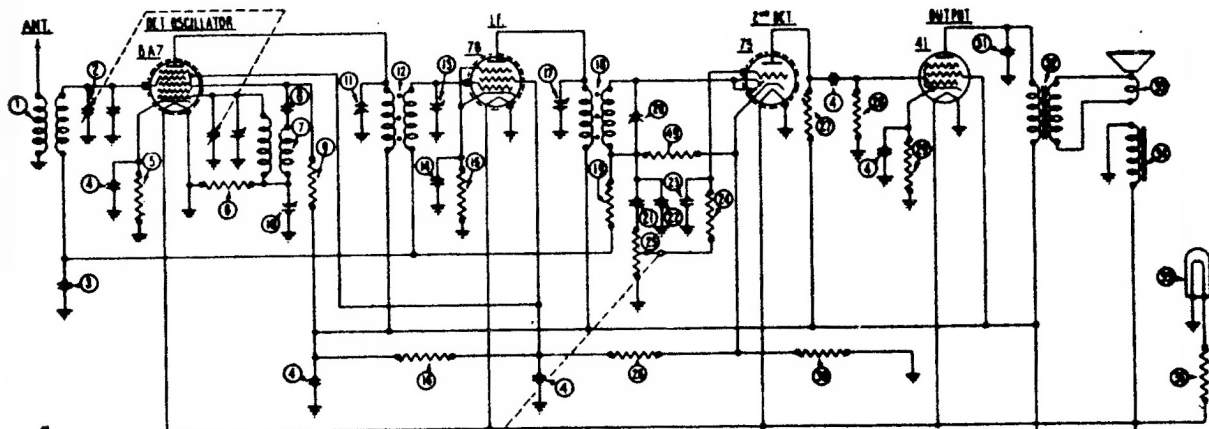
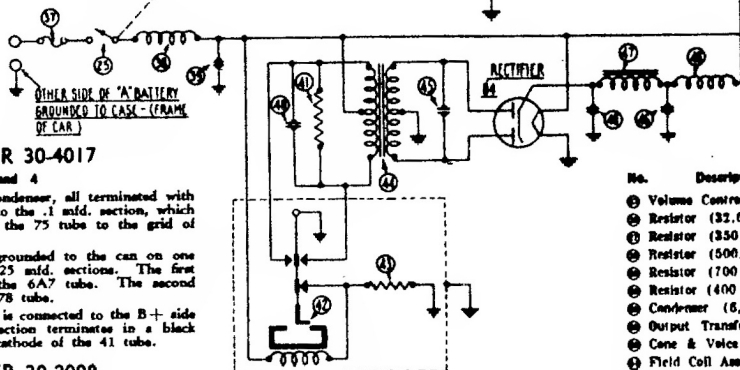


PHILCO AUTO RADIO MODEL 5



1 F = 460 K. C.



FILTER CONDENSER 30-4017

ⓐ on Figures 3 and 4

There are five sections in this filter condenser, all terminated with wire leads. The two green leads connect to the .1 mfd. section, which is used for coupling the plate output of the 6A7 tube to the grid of the 41 tube.

The remaining four sections are all grounded to the can on one side. The white leads connect to two .25 mfd. sections. The first section is connected to the cathode of the 6A7 tube. The second section is connected to the screen of the 78 tube.

The red lead from the .5 mfd. section is connected to the B+ side of all the plate circuits. A 20 mfd. section terminates in a black lead, which in turn is connected to the cathode of the 41 tube.

FILTER CONDENSER 30-2008

ⓑ on Figures 3 and 4

The condenser consists of two sections, a 4 mfd. section and an 8 mfd. section, both of them grounded on one side.

The 4 mfd. section terminates in a red lead, which is connected to the cathode of the 84 tube. The 8 mfd. section terminates in a green lead, which is connected between the two chokes in the rectifier circuit.

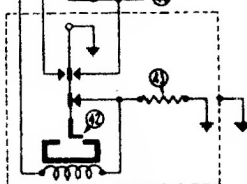


FIGURE 3

PARTS LIST

No.	Description	Part No.
①	Antenna Transformer	33-1084
②	Tuning Condenser	31-1019
③	Condenser (.05 mfd.)	30-4020
④	Filter Condenser (.25, .25, .6, 20 mfd.)	30-4017
⑤	Resistor (200 ohms)	7217
⑥	Resistor (13,000 ohms)	3387
⑦	Oscillator Transformer	33-1085
⑧	Condenser (250 mmfd.)	3083
⑨	Resistor (16,000 ohms)	8206
⑩	Padder	040008
⑪	Padder	04000J
⑫	First I. F. Transformer	33-1000
⑬	Padder	04000Y
⑭	Condenser (.5 mfd.)	30-4018
⑮	Resistor (1000 ohms)	33-3017
⑯	Resistor (10,000 ohms)	4412
⑰	Padder	04000D
⑱	Second I. F. Transformer	33-1087
⑲	Resistor (1,000,000 ohms)	4408
⑳	Padder	040003I
㉑	Condenser (.05 mfd.)	30-4020
㉒	Condenser (250 mmfd.)	3083
㉓	Condenser (500 mmfd.)	3918
㉔	Resistor (100,000 ohms)	8008
㉕	Volume Control & Switch	33-5000
㉖	Resistor (32,000 ohms)	3535
㉗	Resistor (350,000 ohms)	3748
㉘	Resistor (500,000 ohms)	6067
㉙	Resistor (700 ohms)	6443
㉚	Resistor (400 ohms)	33-3018
㉛	Condenser (6,000 mmfd.)	30-1008
㉜	Output Transformer	33-1008
㉝	Cone & Voice Coil	02881
㉞	Field Coil Assembly	36-3048
㉟	Pilot Lamp	8008
㊱	Resistor (7 ohms)	5118
㊲	Fuse (15 amp.)	7237
㊳	R. F. Choke	33-1033
㊴	Condenser (.5 mfd.)	30-4015
㊵	Condenser (.05 mfd.)	30-4020
㊶	Resistor (200 ohms)	7217
㊷	Vibrator	41-3188
㊸	Resistor (200 ohms)	7217
㊹	Transformer	33-7030
㊺	Condenser (6000 mmfd.)	30-1002
㊻	Condenser (4 mfd., 5 mfd.)	30-2008
㊼	Filter Choke	32-7026
㊽	R. F. Choke (high voltage)	32-1078
㊾	Resistor (250,000 ohms)	4410
Control Assembly (direct drive)		
㊿	Control Assembly	42-8048
1	Tuning Shaft	36-8006
2	Volume Shaft	38-8007
3	Dial	27-5006
4	Knob	8834
5	Fuse	7237
6	Fuse Insulator	37-1181
7	Antenna Lead	38-5131
8	"A" Lead	38-5296
9	Bracket (control mtg.)	6035
10	Studs (nut mtg.)	18-8036
11	Nuts (nut mtg.)	7755A
12	Strap (control mtg.)	04944

