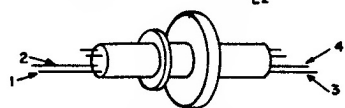
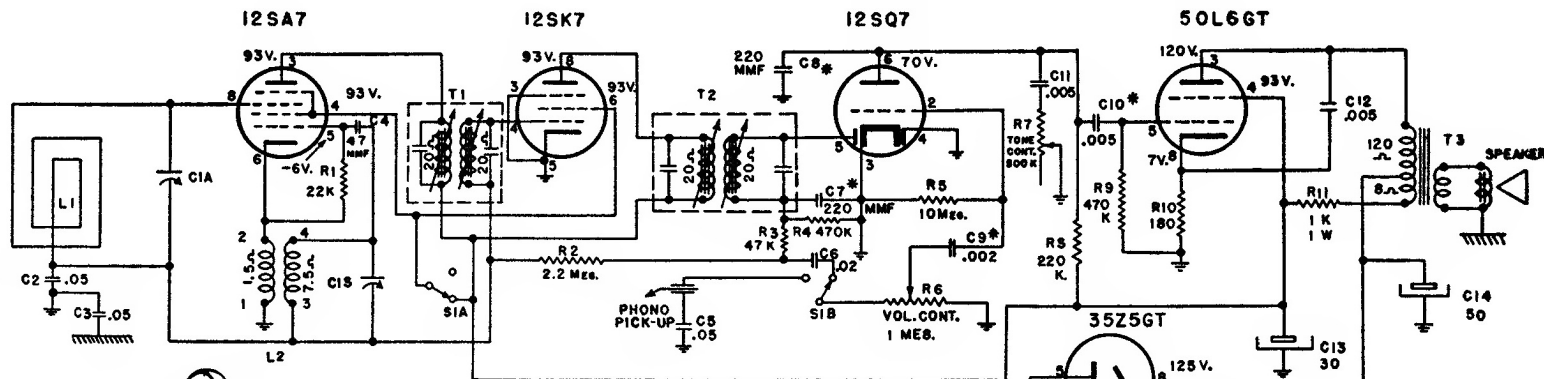
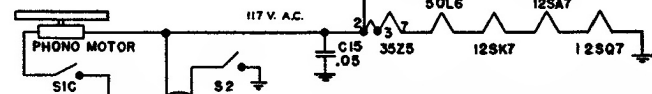


Silver-tone

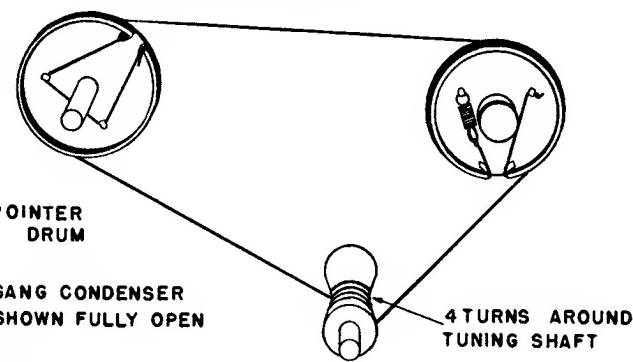
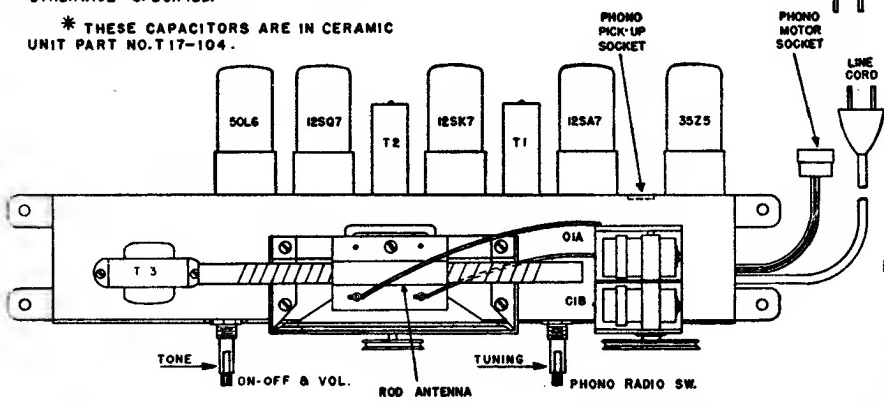


NOTES- OSCILLATOR COIL
VALUES OF CAPACITORS IN MFD.
UNLESS OTHERWISE SPECIFIED.
ALL RESISTORS 1/2 WATT UNLESS
OTHERWISE SPECIFIED.

* THESE CAPACITORS ARE IN CERAMIC
UNIT PART NO. T17-104.



VOLTAGES MEASURED FROM POINT INDICATED
TO COMMON GROUND WITH 20,000 OHM/VOLT
VOLTMETER, RADIO-PHONO SWITCH IN RADIO
POSITION, LINE VOLTAGE SET AT 117 V. AC.



ALIGNMENT PROCEDURE

POSITION OF TUNER	GENERATOR FREQUENCY	DUMMY ANTENNA	GENERATOR CONNECTION	TRIMMER ADJUSTMENT	TRIMMER FUNCTION
open	455 KC	.1 mfd.	pin 8 12SA7	T1 and T2 top and bottom	I.F.
open	1630 KC	.1 mfd.	pin 8 12SA7	C1B	Oscillator
1400 KC	1400 KC	HAZELTINE TEST LOOP		C1A	Antenna

Sears, Roebuck and Co.
Chassis 528.253, Catalog No. 3040
Chassis 528.254, Catalog No. Sets
3045 and 3046 are almost identical.