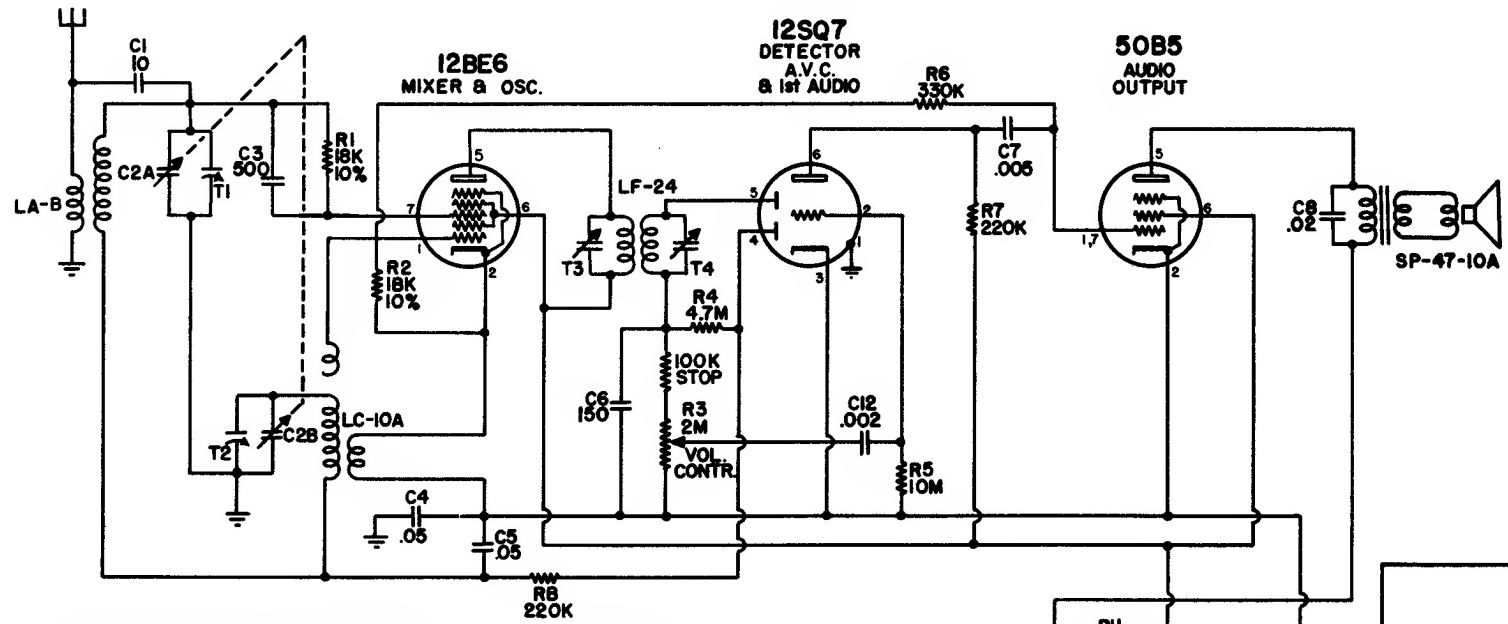


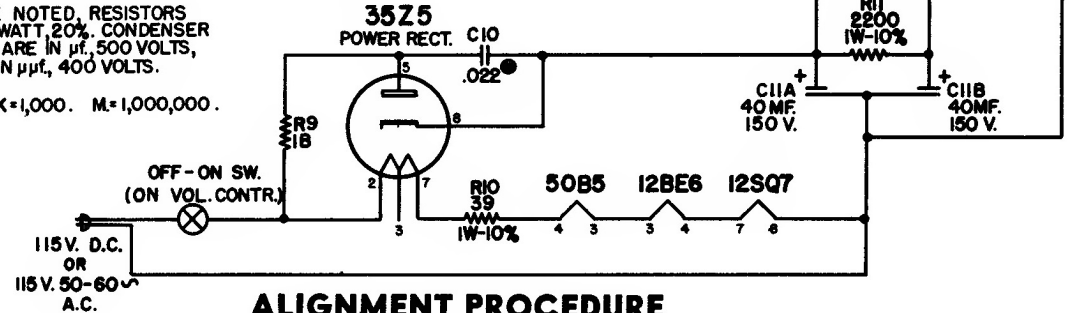
Silvertone

Sears, Roebuck & Co.
Set Catalog No. 4,
Chassis 478.235



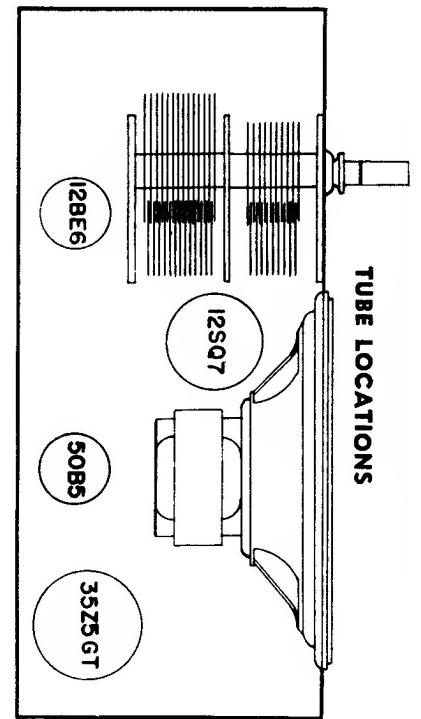
UNLESS OTHERWISE NOTED, RESISTORS ARE CARBON, 1/2 WATT, 20%. CONDENSER DECIMAL VALUES ARE IN μf , 500 VOLTS, WHOLE NUMBERS IN μf , 400 VOLTS.

Ⓜ = MOLDED PAPER, K=1,000. M=1,000,000.



ALIGNMENT PROCEDURE

Position of Tuner	SIGNAL GENERATOR				Trimmer Adjustments (In order shown)
	Frequency	Coupling Factor	Connection to Receiver	Ground Connection	
Rotor Full Open (Plates out of mesh)	455 kc.	.1 mfd	Grid of 12BE6 (Pin 7)	Chassis	Input and Output Trimmers on I.F. Can T3 and T4
Rotor Full Open (Plates out of mesh)	1620 kc.	.1 mfd	Grid of 12BE6 (Pin 7)	Chassis	Oscillator Trimmer T2
1400 kc.	1400 kc.	75 mmf	Antenna Hank	Chassis	Antenna Trimmer T1
600 kc.	600	75 mmf	Antenna Hank	Chassis	(Check Point)*



TUBE LOCATIONS