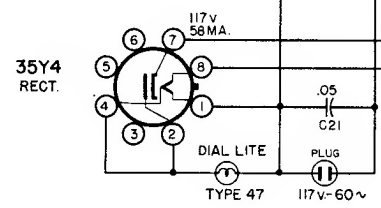
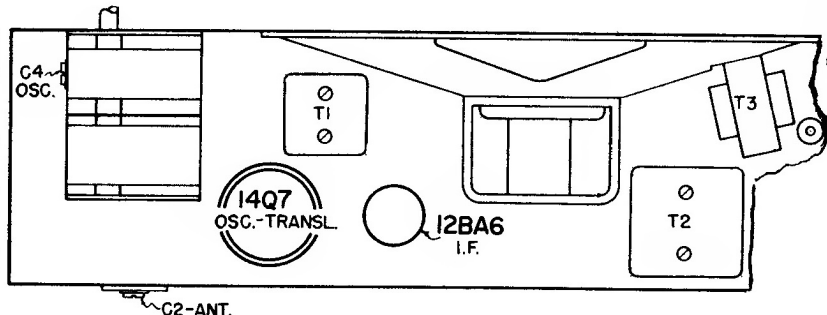
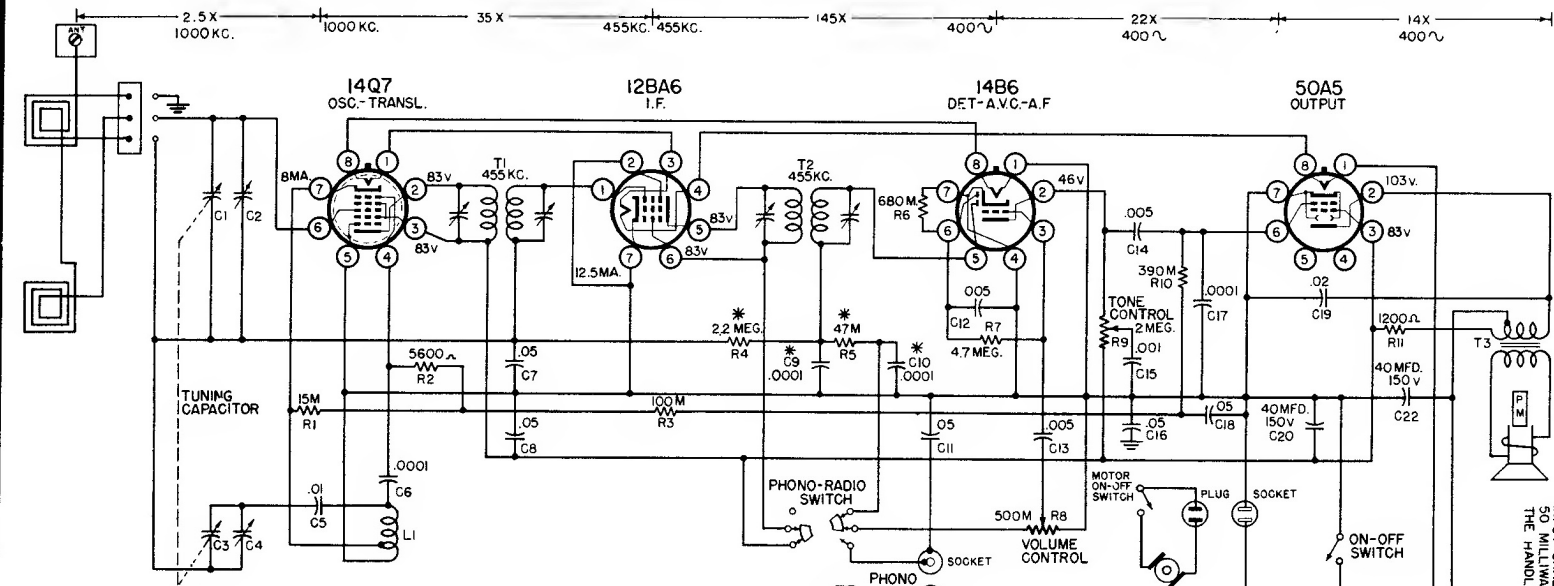


# Silverstone



\* - PART OF T2 SOCKET'S ARE VIEWED FROM UNDERSIDE OF CHASSIS. VOLTAGE READINGS SHOWN AT SOCKET PRONGS ARE TO NEGATIVE TB AND ARE TAKEN WITH PHONO-RADIO SWITCH IN RADIO POSITION AND WITH LINE VOLTAGE AT VOLTS. VOLTAGE READINGS ARE TAKEN WITH A VOLTMETER HAVING A RESISTANCE OF ONE THOUSAND OHMS PER THOUSAND VOLTS. THE GAIN PER STAGE VALUES AS NOTED ABOVE ARE APPROXIMATE VALUES FOR AN AVERAGE INPUT SHALL BE KEPT AT THE LOWEST LEVEL NECESSARY TO MAINTAIN A STANDARD OUTPUT OF 50 MILLIWATTS WITH THE VOLUME CONTROL FULLY ON. NOTE: THE TYPE OF EQUIPMENT USED, THE HANDLING OF THE PROBES, THE ACCURACY OF ALIGNMENT, ETC., CAN AFFECT THE MEASUREMENTS.

Sears, Roebuck & Co.

Catalog No. 8080

Chassis 101.852

