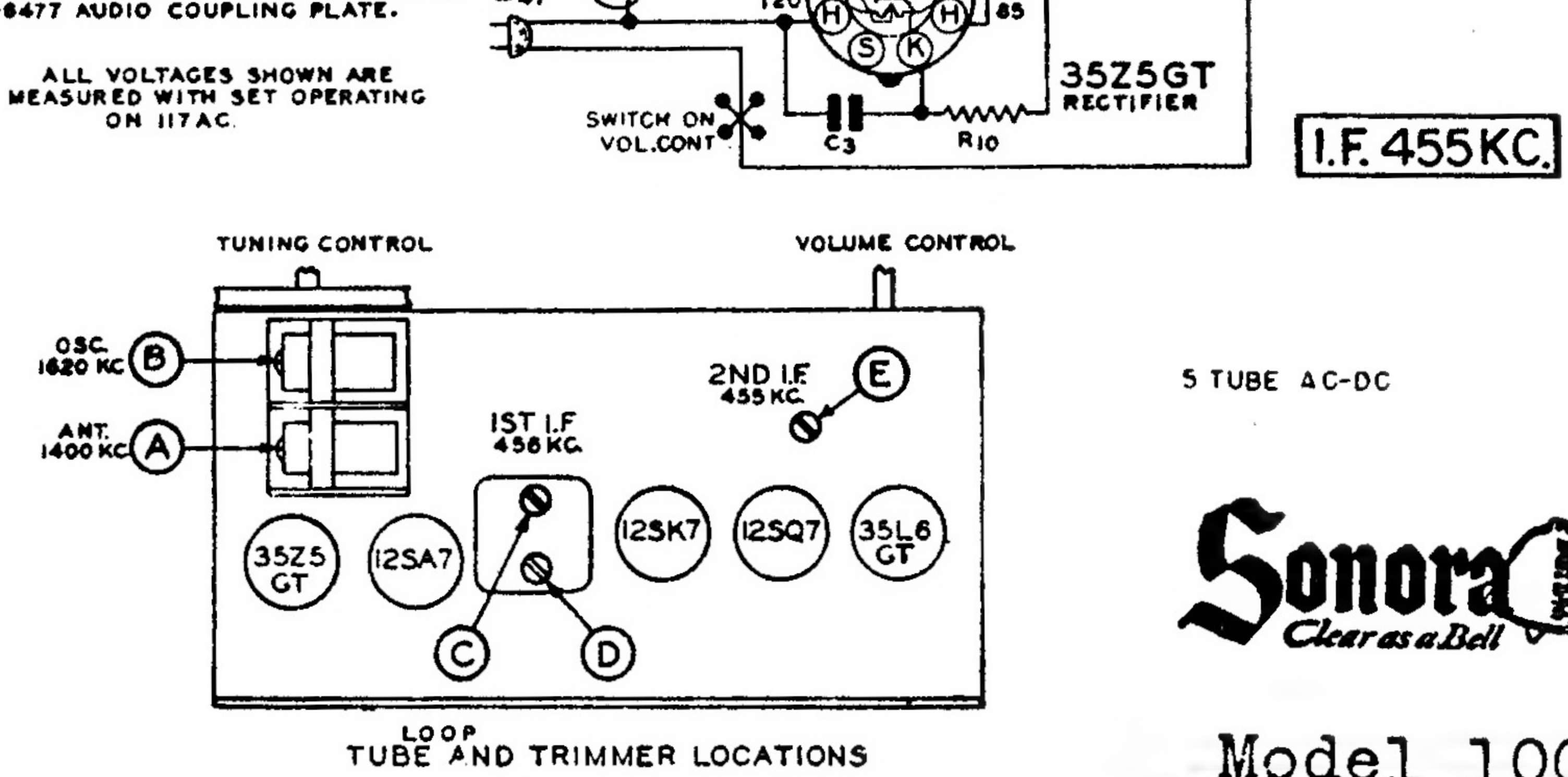


C11 REQUIRED ONLY WITH N-5289 GANG CONDENSER AND N-8912 LOOP ANTENNA

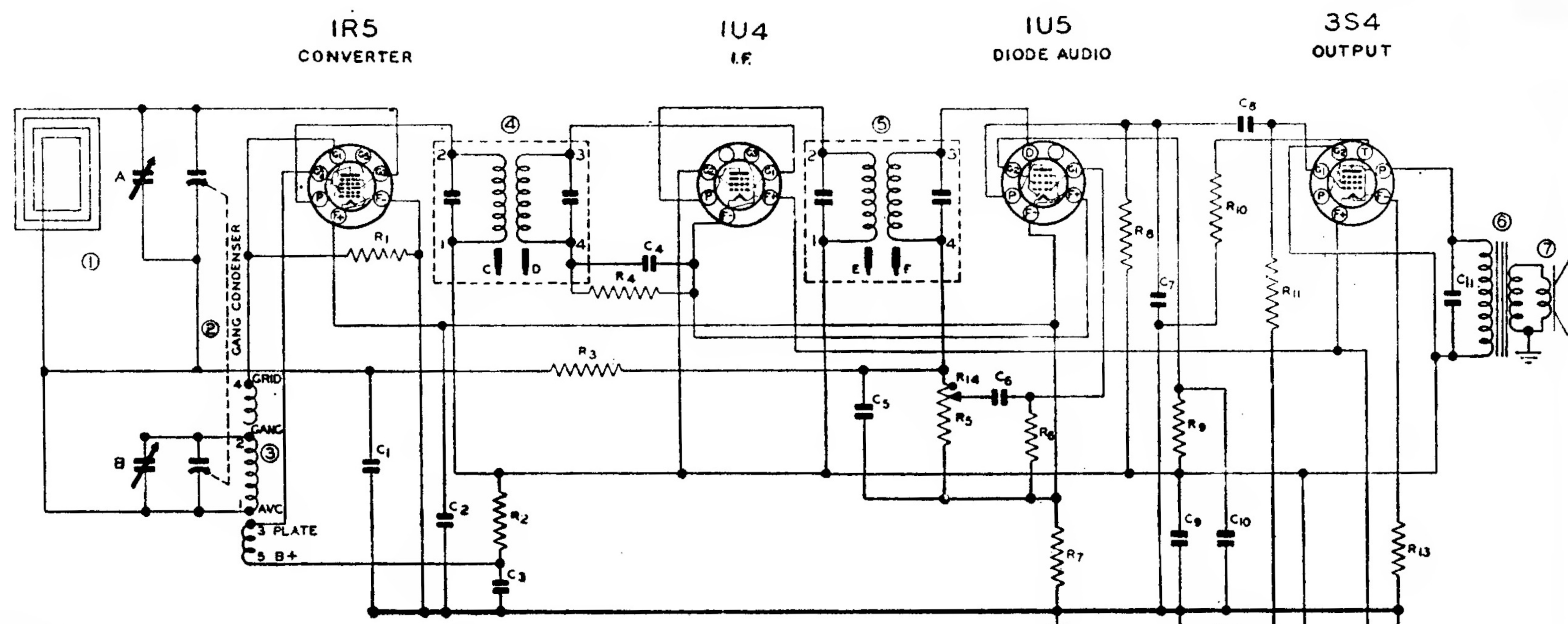
* IN SOME RECEIVERS ALL COMPONENTS INDICATED WITH # ARE REPLACED BY N-8477 AUDIO COUPLING PLATE.

ALL VOLTAGES SHOWN ARE MEASURED WITH SET OPERATING ON 117AC.

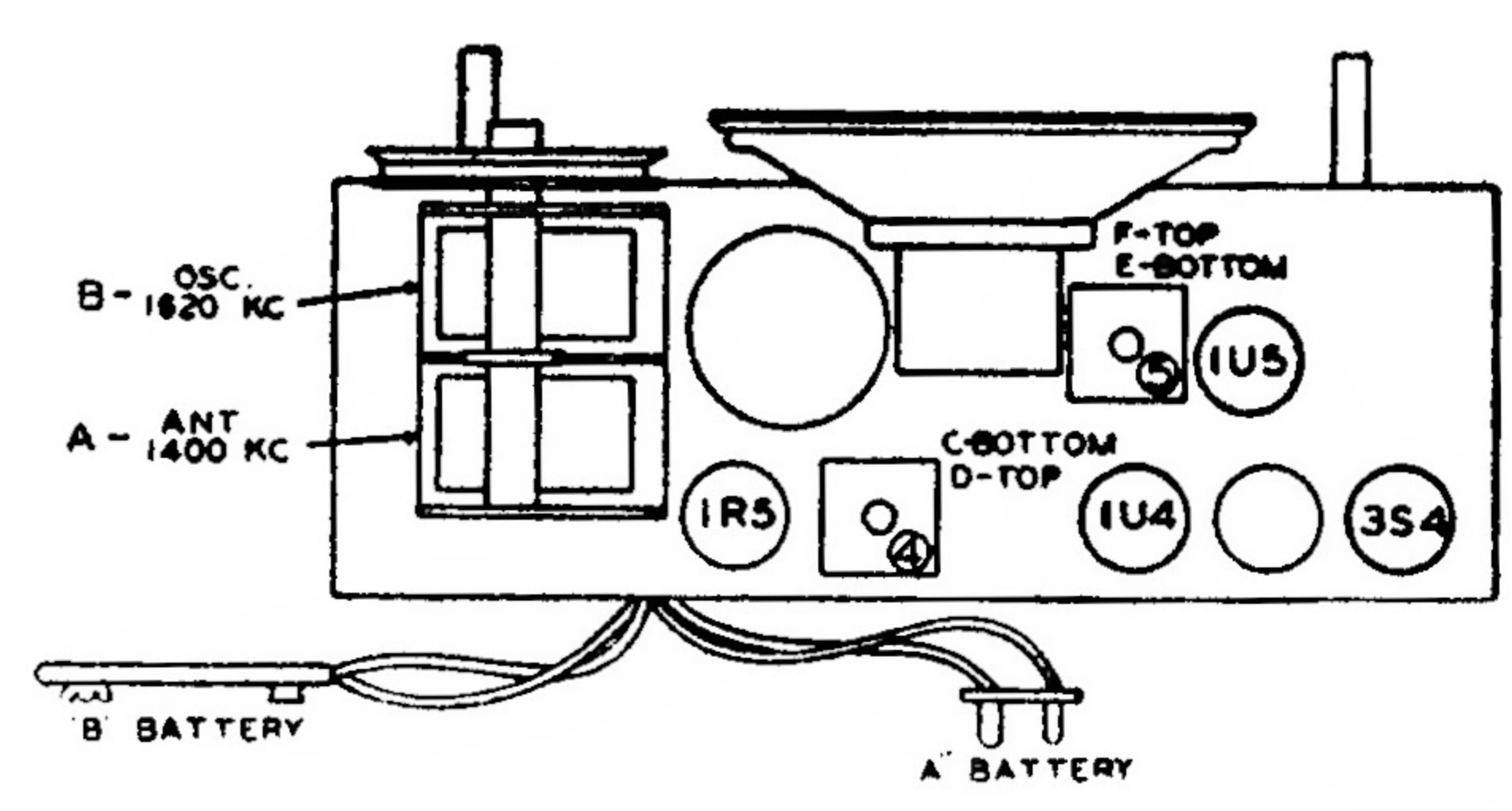
| PART NO. | DESCRIPTION | PART NO. | DESCRIPTION |
|------------|---------------------|------------|----------------------|
| R1 N-4025 | 22,000 OHM .5W 20% | C8 N-1378 | .02 MFD 400V |
| R2 N-4023 | 820 OHM .2W 10% | C9 N-6631 | 35MFD 150V ELECT. |
| R3 N-1262 | 1 MEG OHM .5W 20% | C10 N-1681 | 30 MFD 150V |
| R4 N-4889 | .5 MEG VOL. CONT. | C11 N-1681 | 10 MMFD MICA |
| R5 N-4028 | 68 MEG OHM .5W 20% | | |
| R6 N-4028 | 220,000 OHM .5W 20% | | |
| R7 N-4027 | 470,000 OHM .5W 20% | | |
| R8 N-4024 | 220 OHM .5W 10% | | |
| R9 N-5358 | 1000 OHM .5W 10% | | |
| R10 N-4022 | 33 OHM .5W 20% | | |
| R11 N-4028 | 220,000 OHM .5W 20% | | |
| R12 N-4063 | 47,000 OHM .5W 20% | | |
| C1 N-1345 | .06 MFD 200V | 1 N-6829 | ANTENNA LOOP COIL |
| C2 N-1345 | .05 MFD 200V | 2 N-5289 | 2 GANG CONDENSER |
| C3 N-1346 | .05 MFD 400V | OR | |
| C4 N-1374 | 100 MMFD MICA | 1 N-6812 | ANTENNA LOOP COIL |
| C5 N-4894 | .005 MFD 600V | 2 N-5289 | 2 GANG CONDENSER |
| C6 N-4890 | .0005 MFD 600V | 3 N-4813 | 1ST I.F. TRANSFORMER |
| C7 N-1344 | .01 MFD 400V | 4 N-4846 | 2ND I.F. TRANSFORMER |
| | | 5 N-4318 | 4" PM SPEAKER |
| | | 6 N-3899 | OUTPUT TRANSF. |
| | | 7 N-4810 | OSCILLATOR COIL |
| | | 8 N-4048 | TRIMMER |
| | | #47 | DIAL LAMP |



Model 100



| Diagram No. | Part No. | Description |
|-------------|----------|--------------------------------|
| C1 | N-1345 | .05 MFD 200 V. 20% |
| C2 | N-1351 | .1 MFD 200 V. -10% + 20% |
| C3 | N-1345 | .05 MFD 200 V. 20% |
| C4 | N-1344 | .01 MFD 400 V. 20% |
| C5 | N-6015 | 100 MMFD 500 V. 20% |
| C6 | N-4894 | .005 MFD 600 V. -15% + 40% |
| C7 | N-6015 | 100 MMFD 500 V. 20% |
| C8 | N-4894 | .005 MFD 600 V. -15% + 40% |
| C9 | N-1367 | .6 MFD 150 V. Electrolytic |
| C10 | N-1344 | .01 MFD 400 V. 20% |
| C11 | N-6377 | .002 MFD 600 V. -15% + 40% |
| R1 | N-2973 | 100,000 Ohm .5 W. 10% |
| R2 | N-5890 | 12,000 Ohm .5 W. 10% |
| R3 | N-4061 | 4.7 Megohm .5 W. 20% |
| R4 | N-4028 | 6.8 Megohm .5 W. 20% |
| R5 | N-6779 | 1.0 Megohm Volume Control |
| R6 | N-4028 | 6.8 Megohm .5 W. 20% |
| R7 | N-4279 | 820 Ohm .5 W. 10% |
| R8 | N-1262 | 1.0 Megohm .5 W. 20% |
| R9 | N-5473 | 3.9 Megohm .5 W. 10% |
| R10 | N-6793 | 1,200 Ohm .5 W. 10% |
| R11 | N-4277 | 2.2 Megohm .5 W. 20% |
| R12 | N-4228 | 680 Ohm .5 W. 10% |
| R13 | N-6792 | 27 Ohm .5 W. 10% |
| R14 | N-6781 | 47,000 Ohm (In Volume Control) |
| 1 | N-6781 | Antenna Loop Coil |
| 2 | N-5986 | 2 Gang Capacitor |
| 3 | N-6003 | Oscillator Coil |
| 4 | N-6865 | Coil, 1st I.F. |
| 5 | N-6866 | Coil, 2nd I.F. |
| 6 | N-6791 | Output Transformer |
| 7 | N-6681 | 4" PM Speaker |



I.F. 455 KC.



Model 101