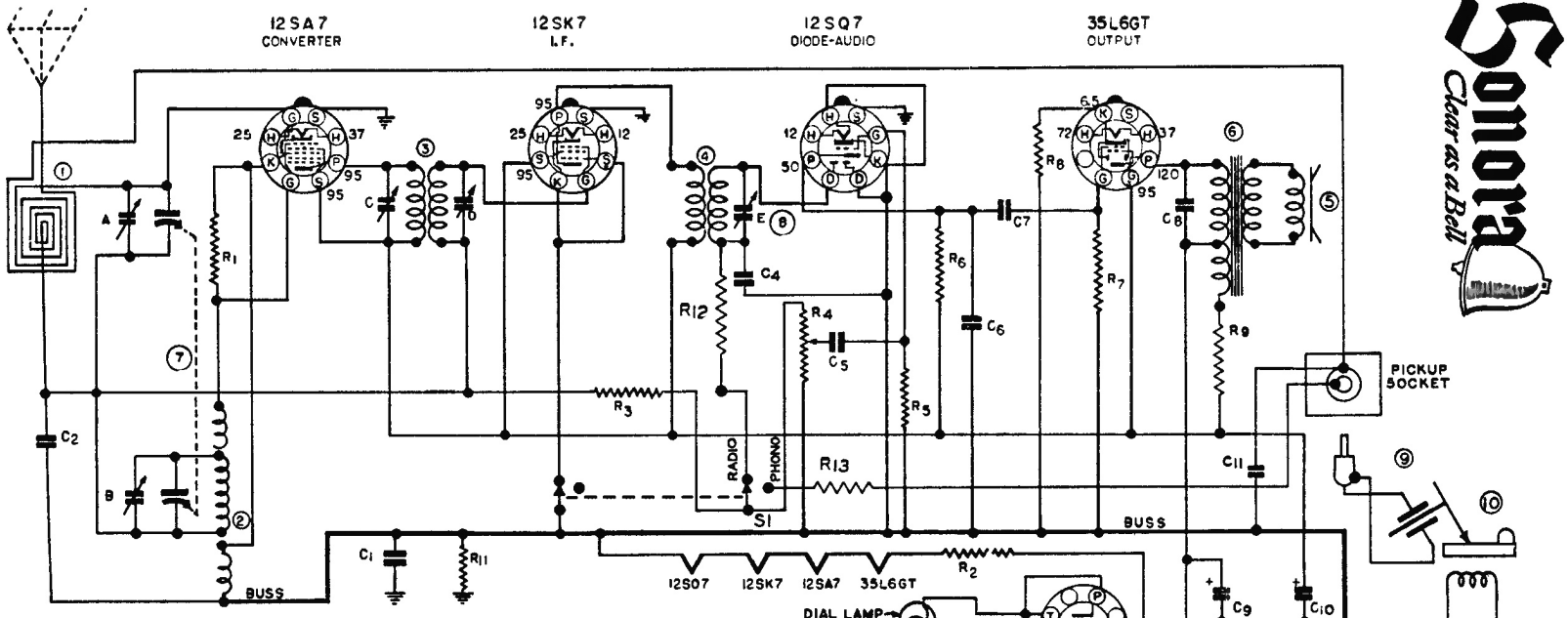

ALL VOLTAGES SHOWN ARE MEASURED FROM TERMINAL TO BUSS. LINE VOLTAGE 117 A.C.

DIAG. NO.	PART NO.	DESCRIPTION	DIAG. NO.	PART NO.	DESCRIPTION
R1	N-4025	22,000 OHM .5W 20%	C9	N-5051	40 MFD 150V ELECT.
R2	N-4023	62 OHM 2.W 10%	C10		40 MFD 150V
R3	N-1262	1 MEGOHM .5W 20%	C11	N-4957	.09 MFD 200V
R4	N-6097	.5 MEGOHM VOL.CON			
R5	N-4028	6.6 MEGOHM .5W 20%			
R6	N-4026	220,000 OHM .5W 20%	1	N-6100	ANT. COIL LOOP
R7	N-4027	470 000 OHM .5W 20%	2	N-4810	OSCILLATOR COIL
R8	N-4067	180 OHM .5W 10%	3	N-4813	1ST I.F. TRANSFORMER
R9	N-5858	1000 OHM 1.W 10%	4	N-4846	2ND I.F. TRANSF.
R10	N-4022	33 OHM .5W 20%	5	N-6102	4" SPEAKER
R11	N-4026	220 000 OHM .5W 20%	6	N-4875	OUTPUT TRANSF.
R12	N-4063	47 000 OHM .5W 20%	7	N-6093	2 GANG CONDENSER
R13	N-1262	1 MEGOHM .5W 20%	8	N-4048	TRIMMER
			9	N-5014 / N-4967	PHONO PICKUP
C1	N-1345	.05 MFD 200V			
C2	N-1345	.05 MFD 200V	10	N-3848 / N-3860	6" TURNTABLE & MOTOR
C3	N-1346	.05 MFD 400V			
C4	N-1374	100 MMFD MICA			
C5	N-4894	.005 MFD 600V			
C6	N-4890	500 MMFD 600V			
C7	N-1344	.01 MFD 400V	S1	N-2877	RADIO-PHONO SWITCH
C8	N-1376	.02 MFD 400V	S2	N-2094	MOTOR SW.

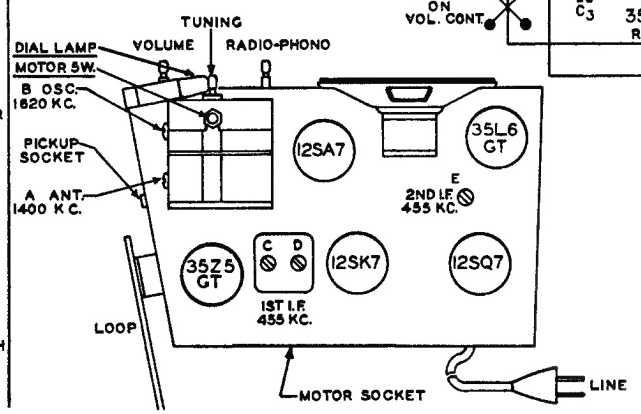

I.F. 455 KC.



Model WGFU-241.

SONORA RADIO Models WGF-241, -242, WGFU-241, -242