STEWART-WARNER 11-5V CHASSIS (MODEL 11-5V9)

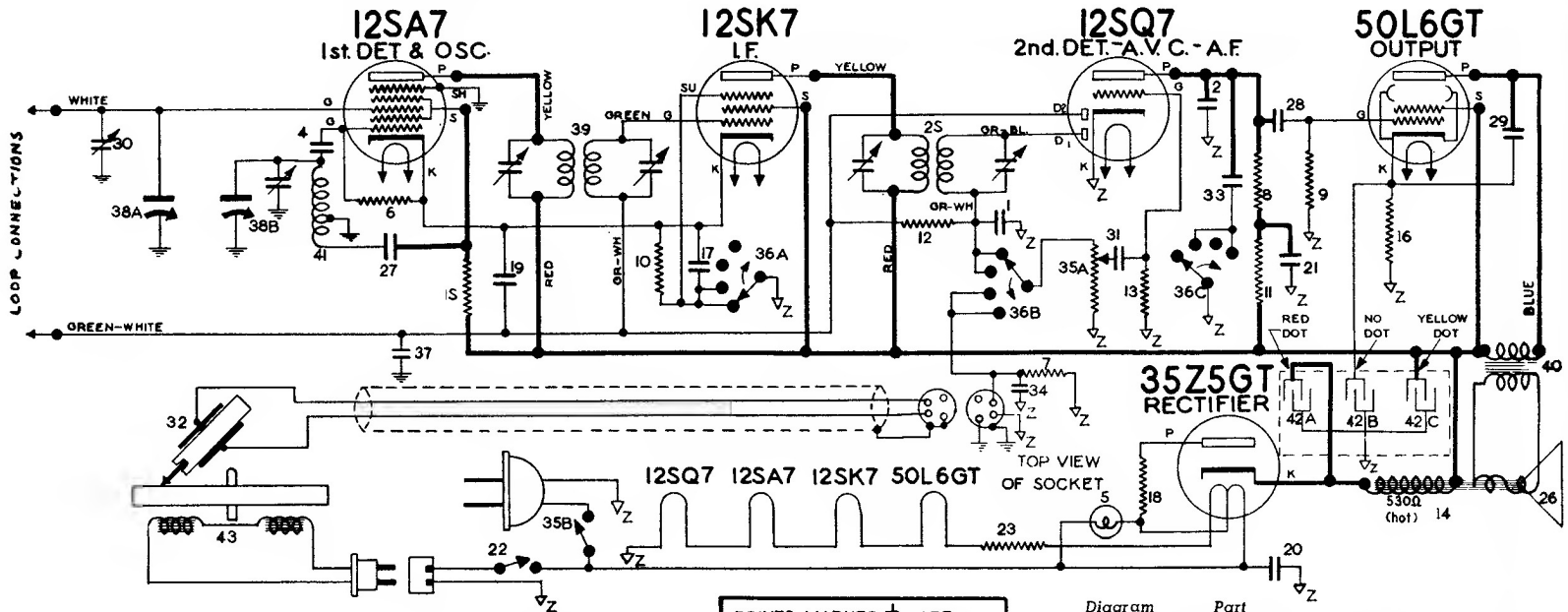

POINTS MARKED ▽Z ARE CONNECTED TOGETHER TO FORM THE B- CIRCUIT. THE .07MFD. CONDENSER DIAG. NO. 24 CONNECTS FROM THIS CIRCUIT TO CHASSIS.

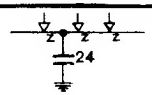

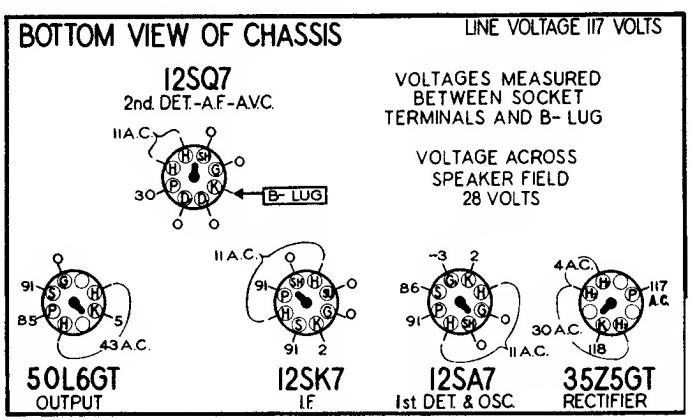

Use a Voltmeter of 1000 ohms per volt.

ELECTRICAL PARTS

Diagram Number	Part Number	Description
1-2	83539	Condenser mica 260 mmfd.
3	83783	Condenser mica 110 mmfd.
4	85061	Condenser mica 51 mmfd.
5	85296	Lamp--dial 6 to 8 volt (Mazda 51).
6	.110552	Resistor - carbon 47,000 ohms ¼ w
7	.110553	Resistor--carbon 220,000 ohms ¼ w
8 9	.110559	Resistor carbon 470,000 ohms ¼ w
10	.110560	Resistor carbon 100 ohms ¼ watt
11	.110564	Resistor carbon 100,000 ohms ¼ w
12	.110570	Resistor carbon 2.2 meg. ¼ watt.
13	.112975	Resistor carbon 10 meg. ¼ watt.
14	R-115102	Speaker -dynamic (5")
15	118803	Resistor- 680 ohms ¼ watt
16	116092	Resistor -140 ohms 1 watt W.W.
17	116706	Condenser - .2 mfd. 600 volt
18	116752	Resistor – 33 ohms 1 watt wire wound
19 to 21	116819	Condenser - .05 mfd. 600 volt
22	116964	Switch--"on-off" for phono motor
23	117395	Resistor - 20 ohms 1 watt
24	118487	Condenser -.07 mfd. 600 volts
25	118903	Transformer- 2nd I.F.
26	118999	Cone & Voice Coil for R-115102 speaker
27 to 29	119193	Condenser--.01 mfd. 600 volt
30	119345	Condenser- trimmer
31	119817	Condenser - .004 mfd. 600 volt
32	119864	Crystal cartridge with leads and needle screw
33-34	119875	Condenser .002 mfd. 600 volt
35A-35B	119912	Volume control 1 meg. (with switch)
36A-36B-36C	119921	Switch tone & phonograph (See table for switch positions)
37	119193	Condenser .01 mfd. 600 volt
38A-38B	119928	Condenser variable tuning
39	119935	Transformer—1st I.F.
40	R-119944	Transformer—output for R-115102 Speaker
41	119954	Coil oscillator
42A-42B-42C	160012	Condenser--electrolytic, A--40 mfd.—200 volt; B—20 mfd. - 25 volt; C—20 mfd. 200 volt