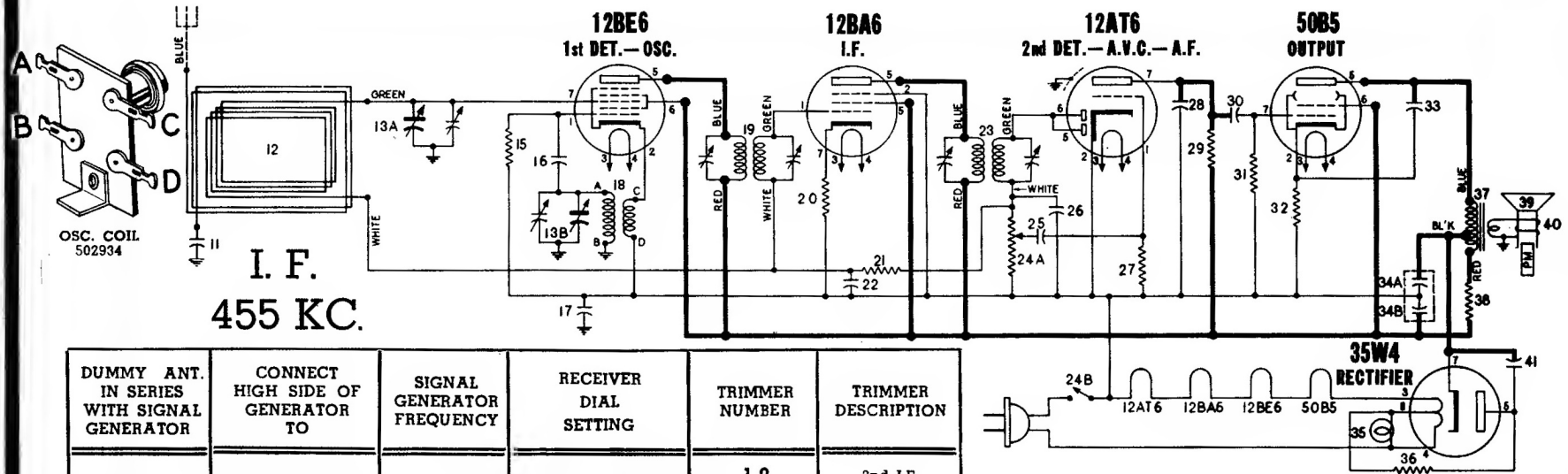
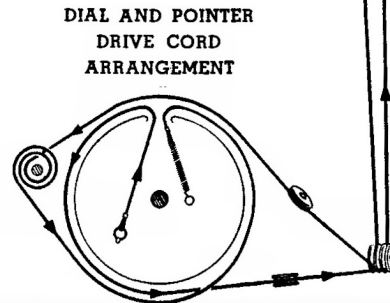
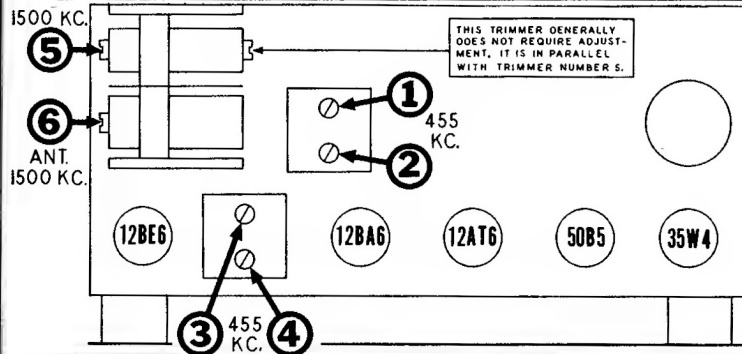


STEWART-WARNER MODELS 51T126, 51T136, 51T146, 51T176



DUMMY ANT. IN SERIES WITH SIGNAL GENERATOR	CONNECT HIGH SIDE OF GENERATOR TO	SIGNAL GENERATOR FREQUENCY	RECEIVER DIAL SETTING	TRIMMER NUMBER	TRIMMER DESCRIPTION
200 MMFD. Mica Condenser	Trimmer on rear section of gang.	455 KC	Any point where it does not affect the signal.	1-2	2nd I.F.
200 MMFD. Mica Condenser	External antenna lead on loop.	1500 KC	1500 KC	3-4	1st I.F.
200 MMFD. Mica Condenser	External antenna lead on loop.	1500 KC	Tune to 1500 KC generator signal.	5	Broadcast Oscillator
				6	Broadcast Antenna



DIA-GRAM NO.	PART NO.	DESCRIPTION
CONDENSERS		
11	502151	Condenser—.01 Mfd. 400 volt.....
13-A, B	502925	Condenser—variable gang (with drum)
16	502929	Condenser—mica 47 Mmfd. 500 volt....
17	502158	Condenser—.2 Mfd. 400 volt.....
22	502153	Condenser—.05 Mfd. 200 volt.....
25	502156	Condenser—.004 Mfd. 400 volt.....
26	502882	Condenser—220 Mmfd. 500 volt.....
28	502470	Condenser—.0008 Mfd. 400 volt.....
30	502156	Condenser—.004 Mfd. 400 volt.....
33	502152	Condenser—.02 Mfd. 400 volt.....
34-A, B	500256	Condenser—electrolytic A—40 Mfd. 150 volt } B—20 Mfd. 150 volt }
41	502157	Condenser—.05 Mfd. 400 volt.....
RESISTORS		
15	502130	Resistor—carbon 22,000 ohms 1/4 watt..
20	502456	Resistor—carbon 220 ohms 1/4 watt.....
21	502135	Resistor—carbon 2.2 Meg. 1/4 watt.....
24-A, B	502928	Volume control—with switch; 1 Meg...
27	502136	Resistor—carbon 10 Meg. 1/4 watt.....
29	502134	Resistor—carbon 470,000 ohms 1/4 watt
31	502134	Resistor—carbon 470,000 ohms 1/4 watt
32	502932	Resistor—carbon 150 ohms 1 watt.....
36	502574	Resistor—carbon 33 ohms 1/2 watt.....
38	502933	Resistor—carbon 1500 ohms 1 watt.....
OTHER ELECTRICAL PARTS		
35	118921	Lamp—dial (Mazda 47) 6-8V. 150 Ma...
39	504584	Cone & voice coil for W-502816 speaker
40	502818	Cone & voice coil for C-502816 speaker
	502816	Speaker—P.M. dynamic (4 inch)