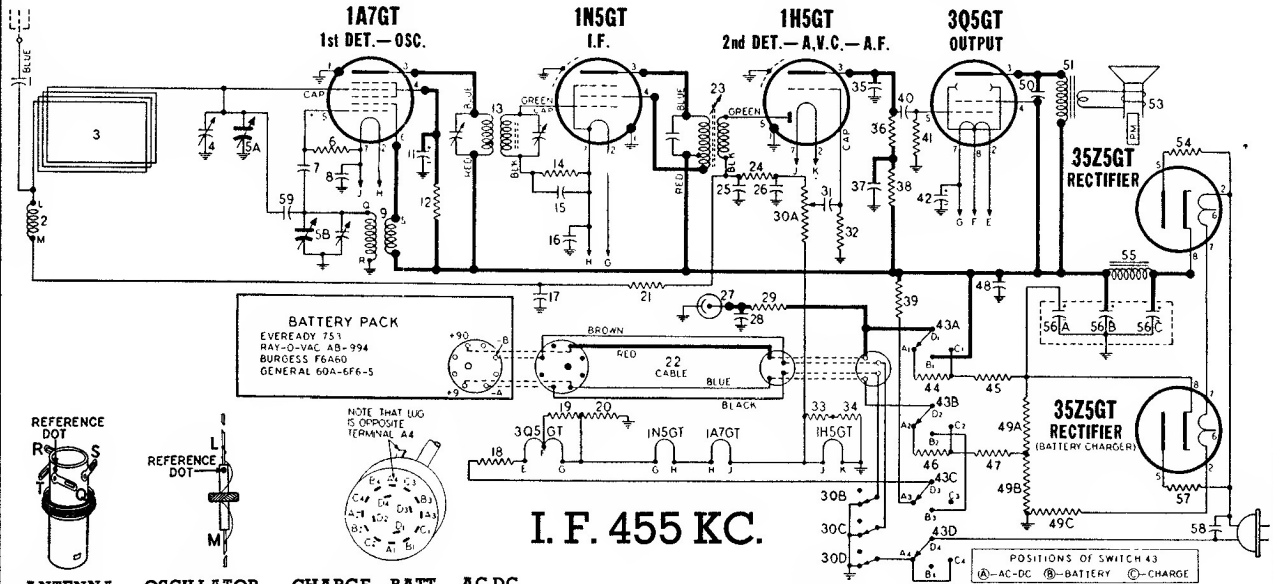
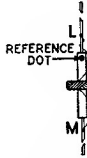


STEWART-WARNER MODELS [A61P1] [A61P2] [A61P3]

9036-A 9036-B 9036-C



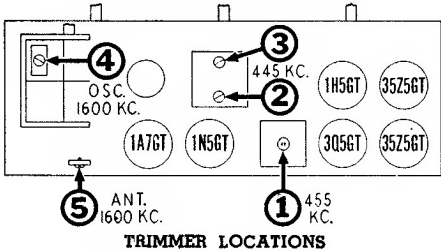
I. F. 455 KC.



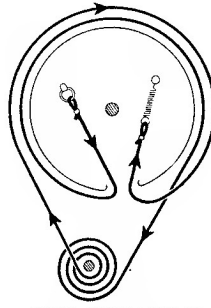
- ANTENNA COIL 505781
- OSCILLATOR COIL 502498
- CHARGE-BATT.-AC-DC SWITCH 502528

Lettered terminals in illustrations correspond to similarly lettered terminals on the circuit diagram.

TOP VIEW OF CHASSIS



TRIMMER LOCATIONS



DIAL DRIVE CORD ARRANGEMENT

To string dial cord, set gang condenser to fully open position and use following parts:

- 114955 Clip on end of cord
- 117057 Cord (3 feet)
- 119087 Ring for dial cord
- 161384 Tension Spring

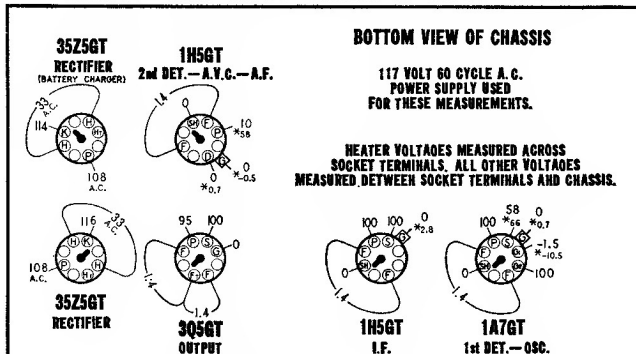
INDICATOR LAMP

The flashing neon lamp on the dial face indicates condition of batteries. This lamp is included in an oscillating (R-C) circuit which is designed to oscillate at approximately 3 pulses per second when batteries are in a fully charged condition. As the battery voltage decreases with use, number of pulses per second decreases.

Measured with voltmeter having sensitivity of 1000 ohms per volt except where indicated by (*). The (*) symbol designates a vacuum tube voltmeter measurement.

VOLUME ON FULL WITH NO SIGNAL DIAL TUNED TO 540 KC.

"CHARGE-BATT.-AC-DC" SWITCH IN "AC-DC" POSITION



DIA-GRAM NO.	PART NO.	DESCRIPTION
--------------	----------	-------------

CONDENSERS		
1	502160	Condenser—110 Mmf. 500 volt
4-A, B	502494	Condenser—variable gang (with drum)
5	119132	Condenser—trimmer 2 to 15 Mmf.
7	502159	Condenser—mica 50 Mmf. 500 volt
8	502153	Condenser—.05 Mfd. 200 volt
11	502547	Condenser—electrolytic 4 Mfd. 150 volt
15	502153	Condenser—.05 Mfd. 200 volt
16	502155	Condenser—.1 Mfd. 200 volt
17	502153	Condenser—.05 Mfd. 200 volt
25, 26	502159	Condenser—mica 50 Mmf. 500 volt
28	502155	Condenser—.1 Mfd. 200 volt
31	502156	Condenser—.004 Mfd. 400 volt
35	502160	Condenser—mica 110 Mmf. 500 volt
37	502155	Condenser—.1 Mfd. 200 volt
40	502151	Condenser—.01 Mfd. 400 volt
42	502527	Condenser—electrolytic 50 Mfd. 25 volt
48	502155	Condenser—.1 Mfd. 200 volt
50	502453	Condenser—.002 Mfd. 400 volt
56-A, B, C	500714	Condenser—electrolytic A—20 Mfd. 150 volt B—20 Mfd. 200 volt C—20 Mfd. 200 volt
58	502159	Condenser—.05 Mfd. 200 volt
59	502411	Condenser—2 Mmf. 500 volt

RESISTORS		
6	502133	Resistor—carbon 220,000 ohms 1/4 watt
12	504710	Resistor—carbon 33,000 ohms 1/4 watt
14	502136	Resistor—carbon 10 Meg. 1/4 watt
18	502455	Resistor—carbon 27 ohms 1/4 watt
19	502457	Resistor—carbon 330 ohms 1/4 watt
20	502458	Resistor—carbon 430 ohms 1/4 watt
21	502269	Resistor—carbon 3.3 Meg. 1/4 watt
24	502132	Resistor—carbon 100,000 ohms 1/4 watt
29	502269	Resistor—carbon 3.3 Meg. 1/4 watt
30-A, B, C, D	502525	Volume control 1 Meg. (with switch)
32	502269	Resistor—carbon 3.3 Meg. 1/4 watt
33, 34	502456	Resistor—carbon 220 ohms 1/4 watt
36	502268	Resistor—carbon 1 Meg. 1/4 watt
38	502134	Resistor—carbon 470,000 ohms 1/4 watt
39	500712	Resistor—wire wound 1830 ohms 5 watt
41	502135	Resistor—carbon 2.2 Meg. 1/4 watt
44	502266	Resistor—carbon 15,000 ohms 1/4 watt
45	502459	Resistor—carbon 6800 ohms 1/4 watt
46	502457	Resistor—carbon 330 ohms 1/4 watt
47	502455	Resistor—carbon 27 ohms 1/4 watt
49-A, B, C	500715	Resistor—wire wound A—1460 ohms 10 watt B—155 ohms 1 watt C—310 ohms 10 watt
54	502454	Resistor—wire wound 47 ohms 1 watt
57	502454	Resistor—wire wound 47 ohms 1 watt

COILS AND TRANSFORMERS		
2	505781	Coil—antenna (series)
3	505440	Loop antenna
9	502498	Coil—oscillator
13	502495	Transformer—1st I.F.
23	500749	Transformer—2nd I.F.
51	502902	Trans.—output for R-502491 speaker
52	502492	Trans.—output for R-502491 speaker
55	502528	Filter choke