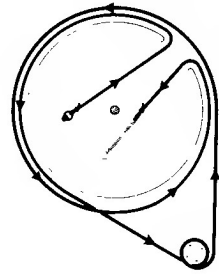
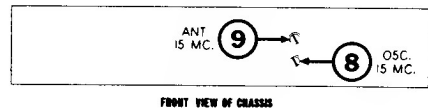
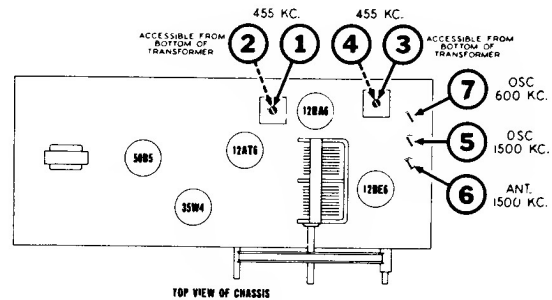


*Not used; may serve as wiring junction point.

DRIVE CORD ARRANGEMENT

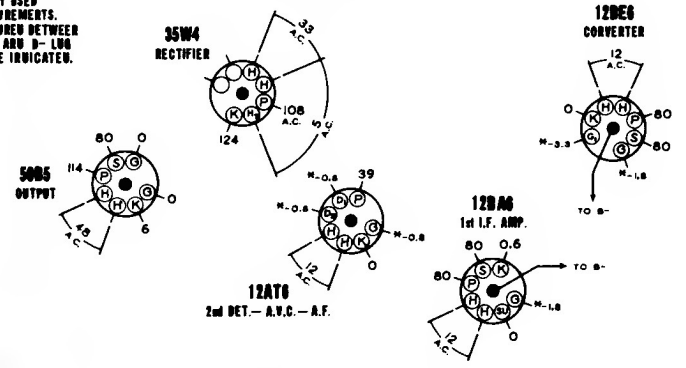


To string dial cord, turn the main drive drum to maximum counter-clockwise position and use following parts:
 114955 Clip on end of cord
 502773 Cord (3 1/2 feet)
 119087 Ring
 161384 Tension Spring



117 VOLT 60 CYCLE A. C. POWER SUPPLY USED FOR THESE MEASUREMENTS. ALL VOLTAGES MEASURED BETWEEN SOCKET TERMINALS AND B-100 UNLESS OTHERWISE INDICATED.

BOTTOM VIEW OF CHASSIS



REAR OF CHASSIS

SOCKET VOLTAGES

Measured with voltmeter having sensitivity of 20,000 ohms per volt except where indicated by (*). The (*) symbol designates a vacuum tube voltmeter measurement.

I.F.
455 KC.

BAND SWITCH SET TO "SW" POSITION
 DIAL TUNED TO MAXIMUM COUNTER-CLOCKWISE POSITION

STEWART-WARNER MODEL 9156-A