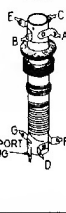
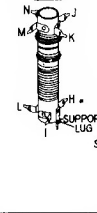
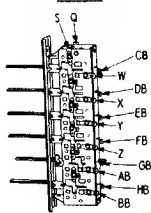


PUSH BUTTON TUNER SWITCH

OSCILLATOR COIL

ANTENNA COIL



NOTE
TERMINALS OF SWITCHES AND COILS SHOWN IN THE PICTORIAL VIEWS, ARE LETTERED TO CORRESPOND TO SIMILARLY LETTERED TERMINALS ON THE CIRCUIT DIAGRAM AT THE RIGHT. TERMINALS WHICH ARE CONNECTED TOGETHER CARRY THE SAME LETTER.

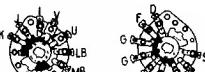


FRONT OF FRONT DECK

RANGE SWITCH



FRONT OF BACK DECK

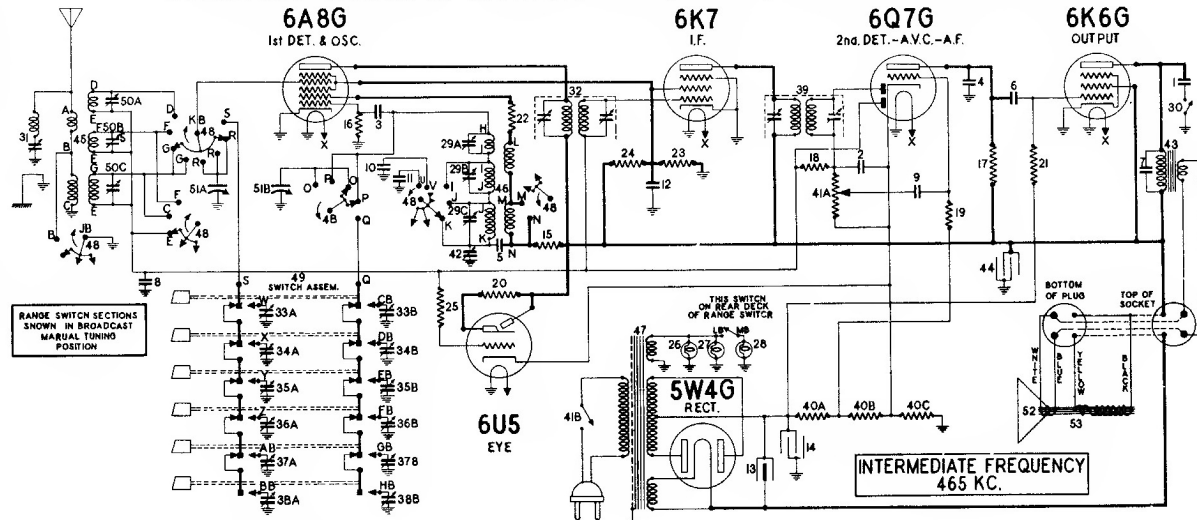


REAR OF BACK DECK



REAR OF FRONT DECK


STEWART-WARNER MODELS 91-61, 98-61 AND 910-61 CHASSIS



SOCKET VOLTAGES

ANTENNA GROUNDED DIAL TUNED TO 540 KC.

VOLTAGES MEASURED BETWEEN SOCKET TERMINALS AND CHASSIS



REAR OF CHASSIS

Use a high resistance voltmeter of 1000 ohms per volt.
 NOTE A: The bias for the control grids of the 6A8-0, 6K7, 6U5, and the diode plate of the 6Q7-0 tubes is -2.8 volts measured across resistor 40C.
 NOTE B: The bias for the control grid of the triode sections of the 6Q7-0 is -4.3 volts measured across resistor 40B and 40C.
 NOTE C: The bias for the control grid of the 6K6-0 output tubes is -1.8 volts measured across resistor 40A, 40B and 40C.

Stewart-Warner Corp.
 1826 Diversey Parkway
 Chicago, Illinois

ELECTRICAL PARTS

DIAGRAM NUMBER	PART NUMBER	DESCRIPTION	LIST PRICE
1	82817	Condenser - paper .04 mfd. 800 V. #5	.35
2	82839	Condenser - mica 250 mfd. #1	.20
3	85031	Condenser - mica 51 mfd. #1	.15
4	86304	Condenser - mica 510 mfd. #1	.25
5-6	88100	Condenser - paper .01 mfd. 400 V. #1	.25
7	88185	Condenser - ceramic tube .006 mfd. #1	.25
8-9	88189	Condenser - paper .05 mfd. 200 V. #1	.25
10	88473	Condenser - mica .00125 mfd. #1	.25
11	88581	Mica .0025 mfd. #1 (3K)	.30
12	88421	Condenser - paper .4 mfd. 200 V. #1	.25
13	88937	Condenser - elect. 50 mfd. 450 V. #1	.25
14	110277	Condenser - elect. 10 mfd. 25 V. #1	.80
15	110550	Resistor - carb. 10,000 ohms 1/2 W. #1	.15
16	110920	Resistor - carb. 47,000 ohms 1/2 W. #1	.12
17	110583	Resistor - carb. 220,000 ohms 1/2 W. #1	.12
18-13-20	110584	Resistor - carb. 1 meg. 1/4 watt-.25	.12
21	110580	Resistor - carb. 100 ohm 1/4 watt-.25	.12
22	110561	Resistor - carb. 15,000 ohm 2 W. #1	.30
24	110568	Resistor - carb. 15,000 ohm 1 W. #1	.15
25	110570	Resistor - carb. 2.2 meg. 1/4 watt-.25	.15
26-27-29	110628	Lamp - 8.3 volt - .25 amp. #1	.40
28A to 29C	112072	Condenser - trimmer - 3 section-.30	.45
30	112793	Switch - tune control-.40	.60
31	112789	Coil - wave trap (with trimmer)-.60	.80
32	112803	Transformer - 1st 7 P. #1-.120	.120
33A - 33B	112942	Trimmer (1100 KC to 1700 KC)-.36	.36
34A - 35B	112943	Condenser - dual push button-.45	.45
35A - 36B	112944	Resistor - dual push button-.45	.45
37A - 37B	112944	Condenser - dual push button-.60	.60
38A - 38B	112944	Trimmer (550 KC to 1000 KC)-.60	.60

PARTS LIST

DIAGRAM NUMBER	PART NUMBER	DESCRIPTION	LIST PRICE	PART NUMBER	DESCRIPTION	LIST PRICE
30	113047	Transformer - 2nd I.F. #1	1.10	69746	Washer - for back of knobs-.06B	.06B
		Resistor - metal Grid		110496	Plug - speaker (4 prong)-.12	.12
		Section A - 160 ohms 1 watt	.48	113041	Socket - 4 prong (for speaker)-.06	.06
40A to 40C	113057	Section B - 25 ohms 1 watt		110820	Washer - flat steel, for mtg. chassis-.01	.01
		Section C - 40 ohms 1 watt		113041	Bracket - felt for tuning eye-.03	.03
41A - 41B	113062	Volume Control - (500,000 ohms with switch)-.32	.32	113022	Cord - dial drive 6 or 50 ft. lgtns. Per ft.-.05	.05
42	113068	Condenser - output-.36	.36	113572	Spring - drive cord tension-.05	.05
43	113064	Transformer - output-.170	1.70	113855	Shield Base - for tube shields-.02	.02
44	113066	Condenser - elect. 8 mfd. 450 V. #1-.84	.84	112793	Brush & Bushing - for dial drive-.35	.35
46	113071	Coil - antenna-.120	.120	112793	Clip - for mtg. wave trap coil-.01	.01
47	113078	Transformer - power 117 volt (50-50 cycle)-4.00	4.00	112876	Screw - P.B. escutcheon mtg. #3 X 3/8-.01	.01
		Transformer - power 117 volt (50-50 cycle)-6.00	6.00	112876	Screw - eye escutcheon mtg. #2 X 3/8-.05	.05
		Switch - range-.180	1.80	113019	Clip - dial scale retaining-.120	.120
		Push Button Switch Assembly-.3.00	3.00	113025	Socket - oval base (with special ground)-.15	.15
50A to 50C	113068	Condenser - trimmer (3 section)-1.25	1.25	113040	Light Shield - cardboard (between button holes and dial frame)-.10	.10
51A - 51B	113250	Condenser - variable gang-.3.00	3.00	113041	Knob - push on-.08	.08
52	R-113342	Antenna - voice coil antenna, for R-115011 speaker-.1.80	1.80	113041	Shield - tube-.15	.15
53	R-115011	Speaker - dynamic 8 inch-.8.00	8.00	113041	Bracket - dial frame & light-.34	.34
				113041	Scale - dial-.120	.120
				113041	Socket - for dial lamp-.1.50	1.50
				113041	Escutcheon - dial-.1.44	1.44
				113041	Pinpoint-.1.18	1.18
				113041	Push Button - only-.1.08	1.08
				113041	Knob - Push on-.1.15	1.15
				113041	Cable & Plug - for tuning eye-.55	.55
				113180	Tab - cellulosid for push button-Per dz. .09	.09
				113281	Tab - station call letters (4 sheets)-.40	.40
				113282	Tab - trimmer range (550 to 1000)-Per dz. .09	.09
				113324	Tab - trimmer range (770 to 1850)-.09	.09
				113325	Tab - trimmer range (1100 to 1700)-.1	.1

DIAL & MISCELLANEOUS PARTS

PART NUMBER	DESCRIPTION	LIST PRICE
67506	Washer - embossed (for mtg. elect.)-.05	.05