# STEWART-WARNER MODELS [ A61CR1 9034-C ], [ A61CR2 9034-D ], [ A61CR3 9034-E ] & [ A61CR4 9034-F ].

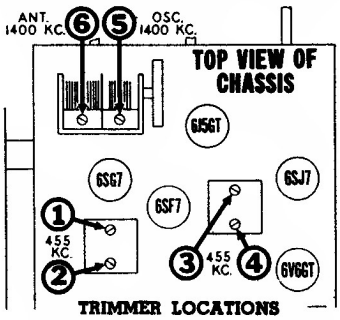


TRIMMER LOCATIONS

**DIAL AND POINTER DRIVE CORD ARRANGEMENT**

SIDE VIEW
(With dial plate removed)

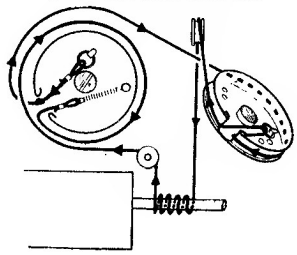

To string dial cord first slip pointer off its shaft. Then remove dial scale by taking out the six clips around its edges. Dial plate may now be taken off by removing the two screws which are visible and accessible at front of chassis. Now set gang condenser to fully open position and use the following parts:

114955 Clip on end of cord
117057 Cord (3 feet)
119087 Ring for dial cord
505161 Tension spring

**ALTERNATE TYPES OF RADIO-PHONO & TONE SWITCH 505317**

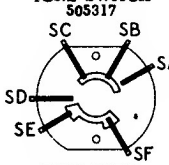


REAR VIEW

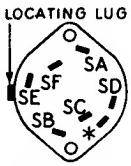


REAR VIEW

*Not used; may serve as wiring junction point.

Lettered terminals in illustrations correspond to similarly lettered terminals on the circuit diagram

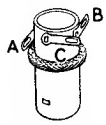


OSCILLATOR COIL 505326

| DIAGRAM NO. | PART NO. | DESCRIPTION |
|---|---|---|
| | | **CONDENSERS** |
| 13 | 502151 | Condenser—.01 Mfd. 400 volt |
| 14-A, B | 505315 | Condenser—variable gang (with drum) |
| 16 | 502931 | Condenser—mica 100 Mmfd. 500 volt |
| 19 | 502153 | Condenser—.05 Mfd. 200 volt |
| 20 | 502157 | Condenser—.05 Mfd. 400 volt |
| 22 | 502152 | Condenser—.02 Mfd. 400 volt |
| 25 | 502153 | Condenser—.05 Mfd. 200 volt |
| 33 | 502931 | Condenser—mica 100 Mmfd. 500 volt |
| 36 | 502156 | Condenser—.004 Mfd. 400 volt |
| 39 | 502152 | Condenser—.02 Mfd. 400 volt |
| 41 | 502157 | Condenser—.05 Mfd. 400 volt |
| 45 | 502405 | Condenser—.25 Mfd. 400 volt |
| 48 | 502150 | Condenser—.004 Mfd. 600 volt |
| 49 | 502271 | Condenser—mica 260 Mmfd. 500 volt |
| 51 | 502410 | Condenser—.1 Mfd. 400 volt |
| 53 | 502152 | Condenser—.02 Mfd. 400 volt |
| 55-A, B, C | 502207 | Condenser—electrolytic A—20 Mfd. 400 volt B—10 Mfd. 400 volt C—20 Mfd. 25 volt |
| 57 | 502156 | Condenser—.004 Mfd. 400 volt |
| | | **RESISTORS** |
| 12 | 502466 | Resistor—carbon 33,000 Ohms 1 watt |
| 15 | 502131 | Resistor—carbon 47,000 Ohms ¼ watt |
| 18 | 502128 | Resistor—carbon 2,200 Ohms ¼ watt |
| 21 | 502288 | Resistor—carbon 47,000 Ohms 1 watt |
| 23 | 502459 | Resistor—carbon 6,800 Ohms ¼ watt |
| 26 | 502269 | Resistor—carbon 3.3 Meg. ¼ watt |
| 27 | 502264 | Resistor—carbon 47 Ohms ¼ watt |
| 32 | 502131 | Resistor—carbon 47,000 Ohms ¼ watt |
| 35-A, B | 505318 | Volume Control 1 Meg. (with switch) |
| 37 | 502132 | Resistor—carbon 100,000 Ohms ¼ watt |
| 38 | 502408 | Resistor—carbon 68,000 Ohms ¼ watt |
| 40 | 502468 | Resistor—carbon 4.7 Meg. ¼ watt |
| 42 | 502406 | Resistor—carbon 1,500 Ohms ¼ watt |
| 44 | 502135 | Resistor—carbon 2.2 Meg. ¼ watt |
| 50 | 502133 | Resistor—carbon 220,000 Ohms ¼ watt. |
| 52 | 502133 | Resistor—carbon 220,000 Ohms ¼ watt. |
| 54 | 502134 | Resistor—carbon 470,000 Ohms ¼ watt. |
| 56 | 504771 | Resistor—carbon 3,300 Ohms 2 watt |
| 58 | 502293 | Resistor—wire wound 200 ohms 2 watt. |

## SOCKET VOLTAGES

Measured with voltmeter having sensitivity of 1000 ohms per volt except where indicated by (*). The (*) symbol designates a vacuum tube voltmeter measurement.

**DIAL TUNED TO 540 KC.**
**VOLUME ON FULL WITH NO SIGNAL**
**RADIO-PHONO & TONE SWITCH IN "RADIO-BASS" POSITION**

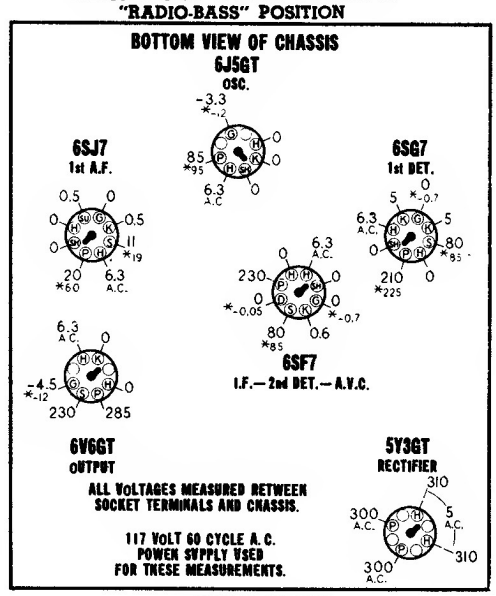


REAR OF CHASSIS

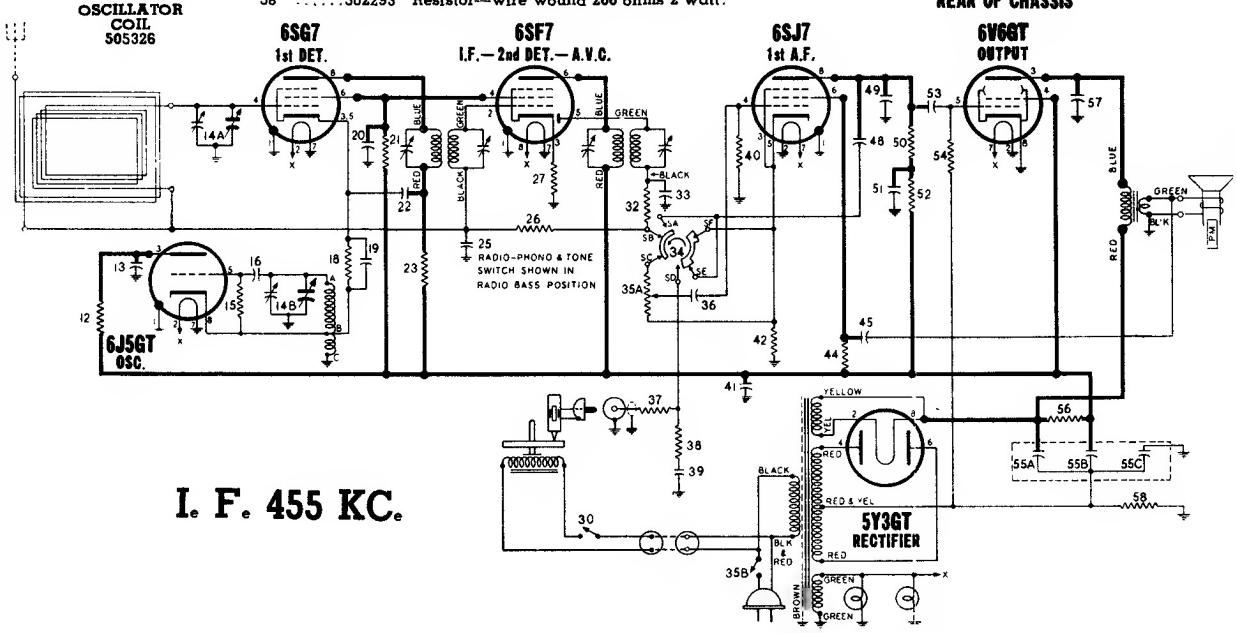


# I. F. 455 KC.