WARWICK MANUFACTURING CORPORATION

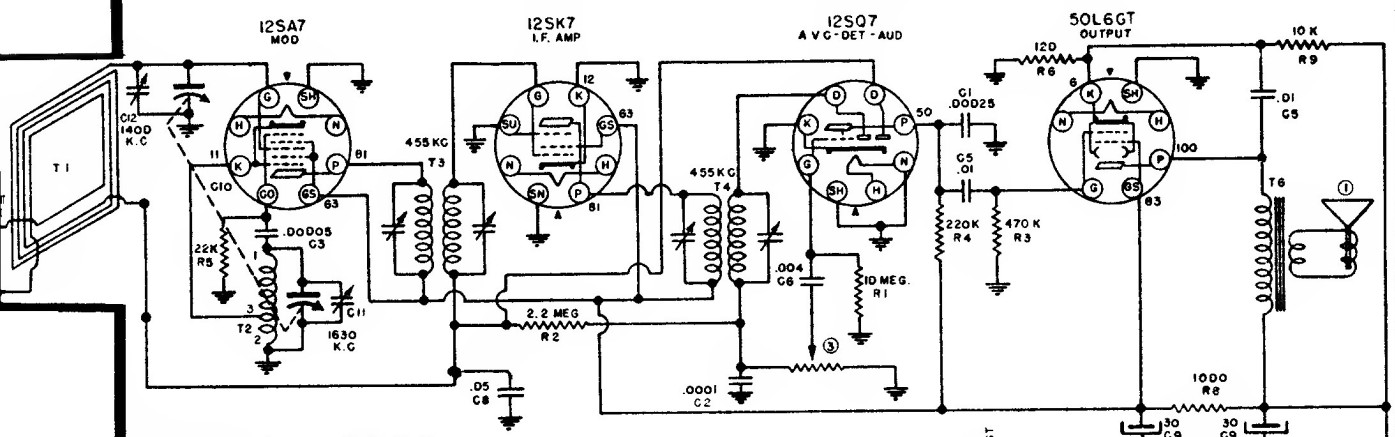

MODEL C100

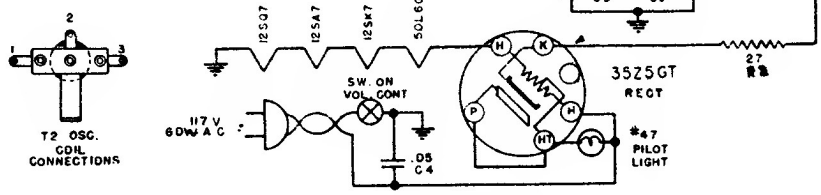

TUBE SOCKETS ARE VIEWED FROM UNDERSIDE OF CHASSIS
VOLTAGE READINGS INDICATED AT SOCKET TERMINAL ARE TO CHASSIS WITH 1000 OHM PER VOLT METER, WITH NO SIGNAL ON 117 VOLT LINE.
WHERE NO VOLTAGE IS SHOWN, IT INDICATES ZERO VOLTAGE OR A VERY LOW READING
ALIGNMENT IS TO BE MADE AT THE FREQUENCY SHOWN AT EACH TRIMMER CONDENSER
CAPACITY VALUES ARE IN MICROFARADS.

CODE	PART NO.	DESCRIPTION	CODE	PART NO	DESCRIPTION
R 1		10 MEGOHM 1/4 WATT RESISTOR	C 1		.00025 MFD MICA CONDENSER
R 2		2.2 " " "	C 2		.0001 " " "
R 3		470 K " "	C 3		.00005 " " "
R 4		220K " "	C 4		.05 MFD. 400V TUBULAR CONDENSER
R 5		22 K " "	C 5		.01 " " " "
R 6		120 " "	C 6		.004 " " " "
R 7		27 " "	C 7		
R 8		1000 1/2 WATT "	C 8		.05 " 200 V " "
R 9		10 K 1 WATT "	C 9	18-266	30 X 30 MFD 150 W V ELECTROLYTIC
			C 10	19-177	2 GANG VARIABLE CONDENSER (ALSO C1 & C12)

Model C101 is similar to C100, but uses a record player.

WARWICK MANUFACTURING CORPORATION MODEL C104

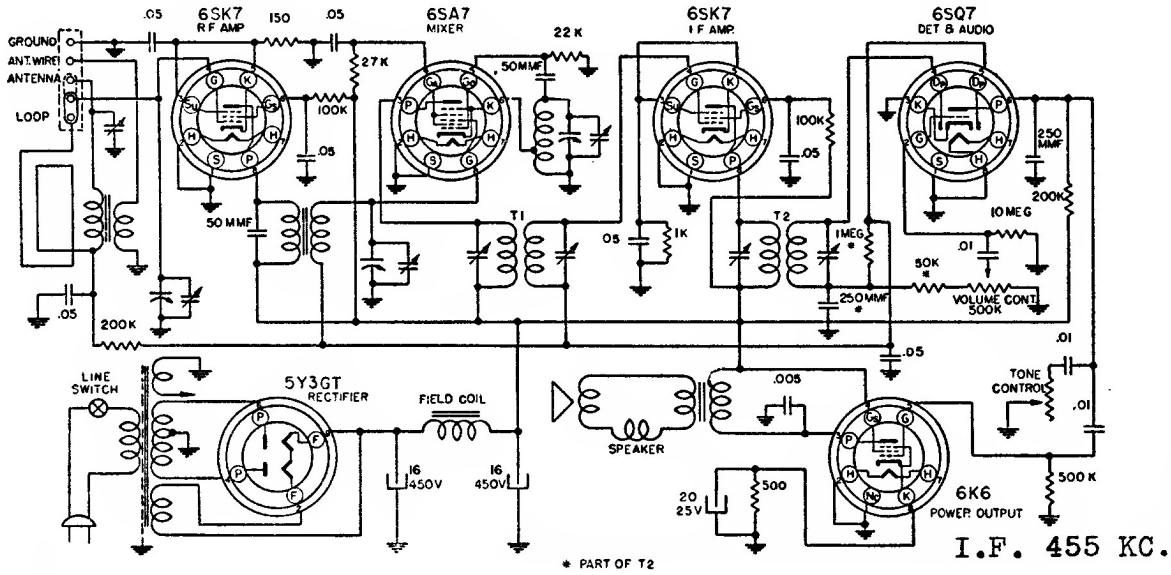

I.F. 455 KC.

Model C105 is similar to C104, but uses a record player