WARWICK MANUFACTURING CORPORATION

Model C110

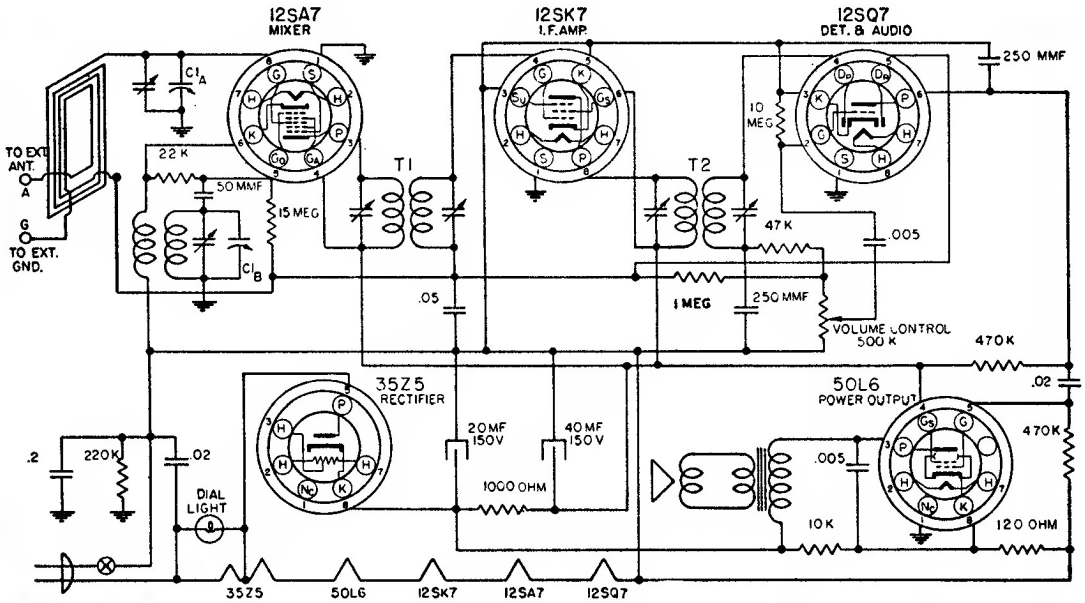

Position of Variable	Generator Frequency	Dummy Ant. Mid.	Generator Connections	Trimmer Adjustment	Trimmer Function
Fully open	455 KC	.1	* 12SA7 Grid (Stator of C1A)	T1	Input I.F.
Fully open	455 KC	.1	* 12SA7 Grid (Stator of C1A)	T2	Output I.F.
Fully open	1725 KC	.00025	** Ant. terminal on loop	C1B	Oscillator
Tune in signal from generator	1500 KC	.00025	** Ant. terminal on loop	C1A	Antenna

* Connect ground lead of signal generator to chassis.
** Connect ground lead of signal generator to terminal marked "G" on the back of the loop.

WARWICK MANUFACTURING CORPORATION
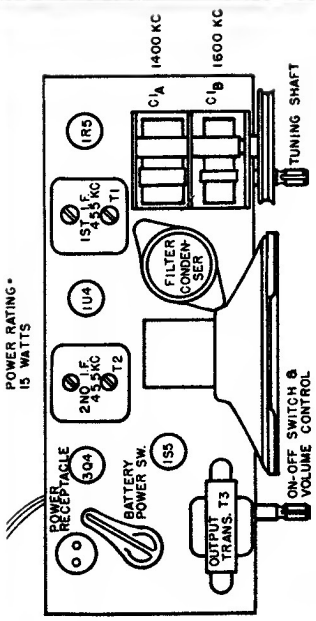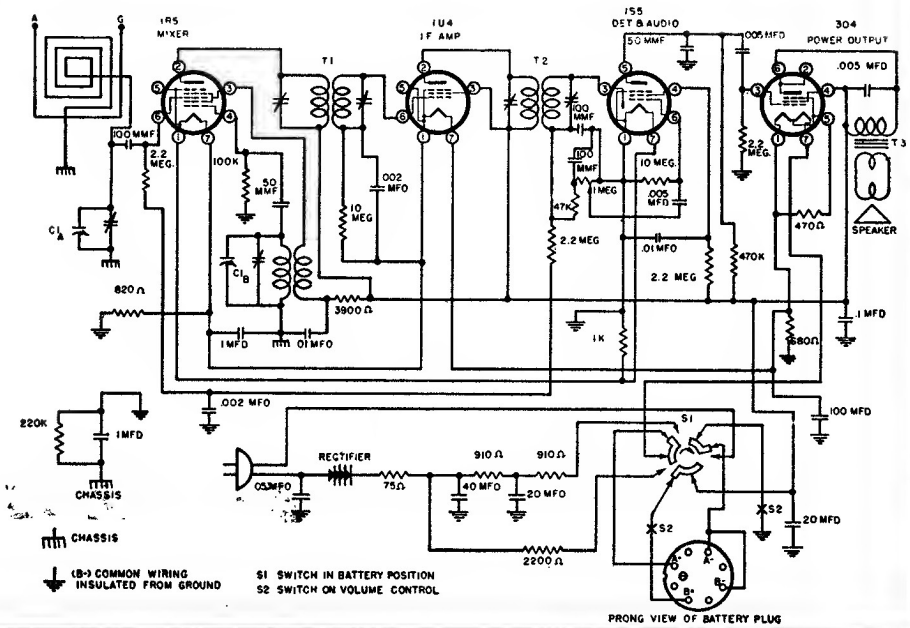
Model 11011