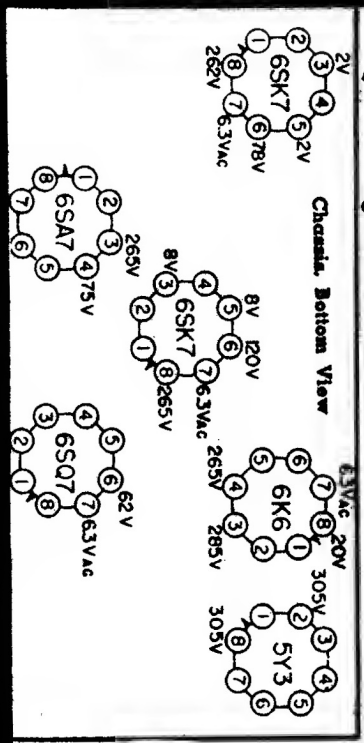

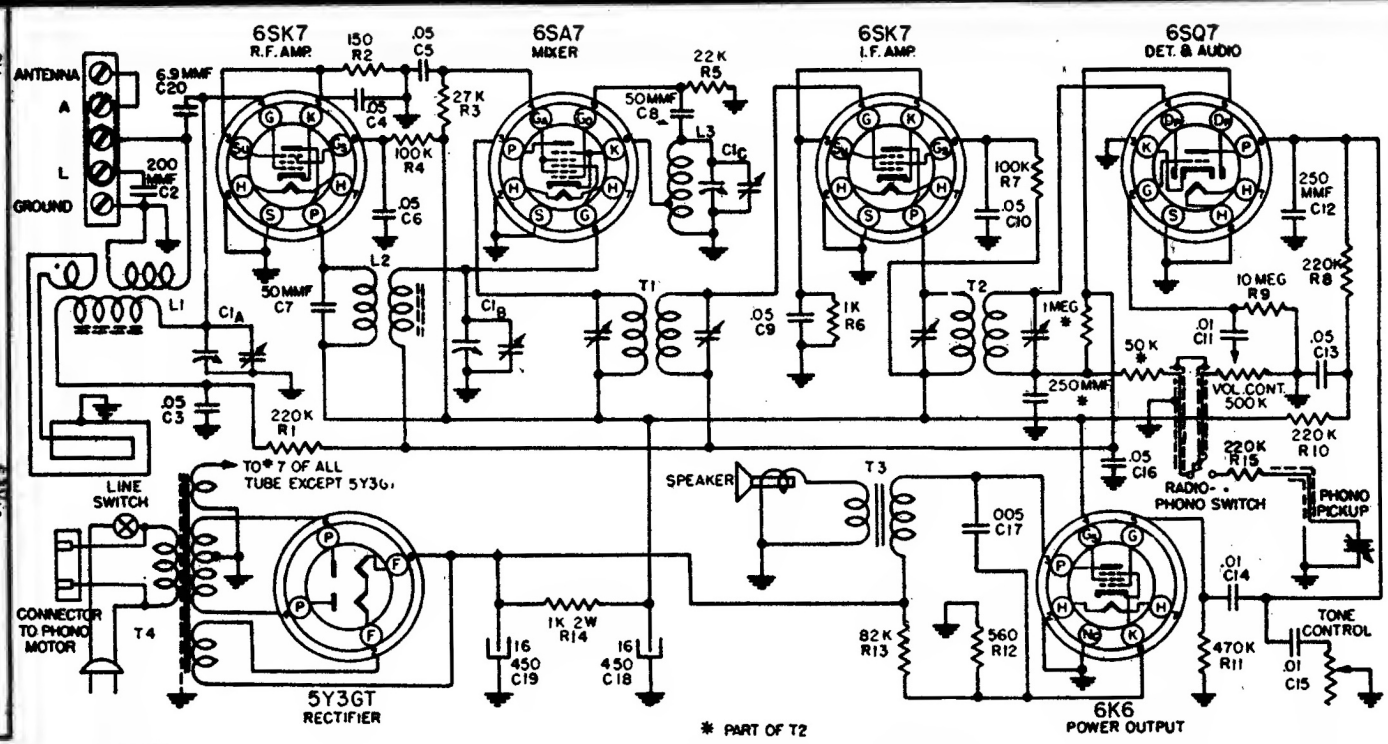

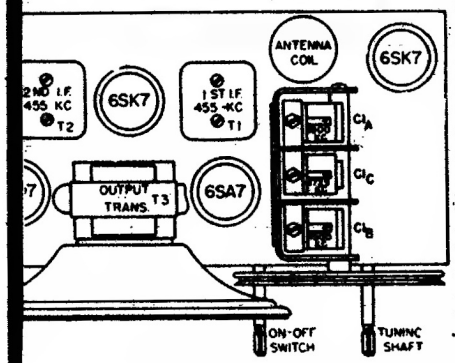

Position of Variable	Generator Frequency	Dummy Ant. mfd.	Generator Connections	Trimmer Adjustment	Trimmer Function
Minimum Capacity (Fully Opened)	455 K.C.	.1	6SA7 Grid (Stator of C1B)	T1 T2	I. F.
Minimum Capacity (Fully Opened)	1725 K.C.	.00025	*Ant. Terminal on Loop	C1C	Osc.
Tune in signal From Generator	1500 K.C.	.00025	*Ant. Terminal on Loop	C1B	R. F.
Tune in signal From Generator	1500 K.C.	.00025	*Ant. Terminal on Loop	C1A	Ant.

*Be sure coupling link is in correct position for external antenna operation. See illustration

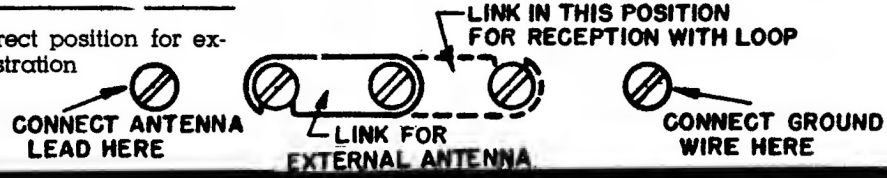

Factory Number P108D

TRUETONE MODEL D-1644