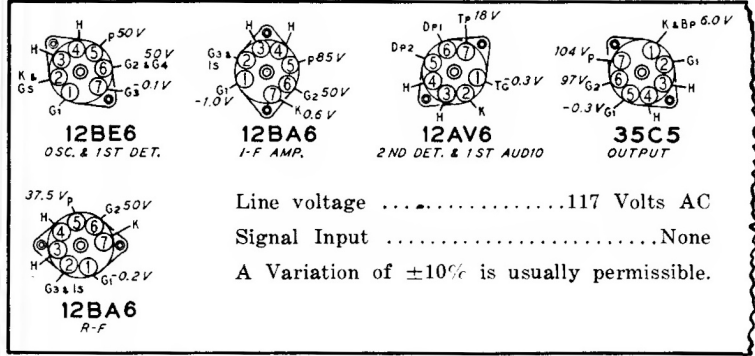
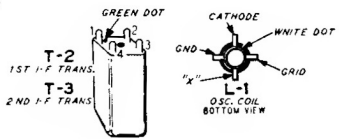
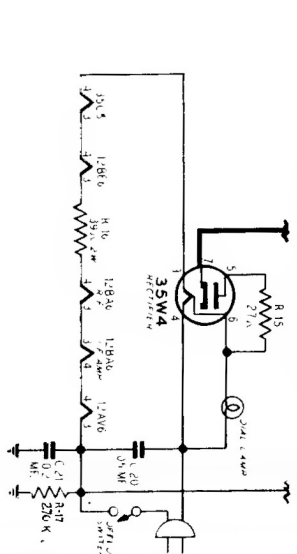


I.F. 455 KC.



TUBE SOCKET VOLTAGES

Socket voltages are shown on the Bottom Socket diagram at the tube socket terminals. All voltages are between the socket terminal and chassis ground. Plate, screen and cathode voltages were taken with a 1000 ohm-per-volt meter with a 300 volt scale used for plate and screen voltages. Audio grid voltages were read with a vacuum tube volt-meter.



These models with a suffix "A" had another 1500-ohm resistor wired in parallel with R-15, and had the rectifier tube 35W4 wired as shown in the partial schematic, below. In models with a suffix "B" a single 750-ohm resistor was used for R-15, and the 35W4 was wired as shown.

MODEL D2017 (WALNUT)
MODEL D2018 (IVORY)
FACTORY MODEL 25D26-002

Tru-tone
 REG. U.S. PAT. OFF.

Western Auto Supply Co.