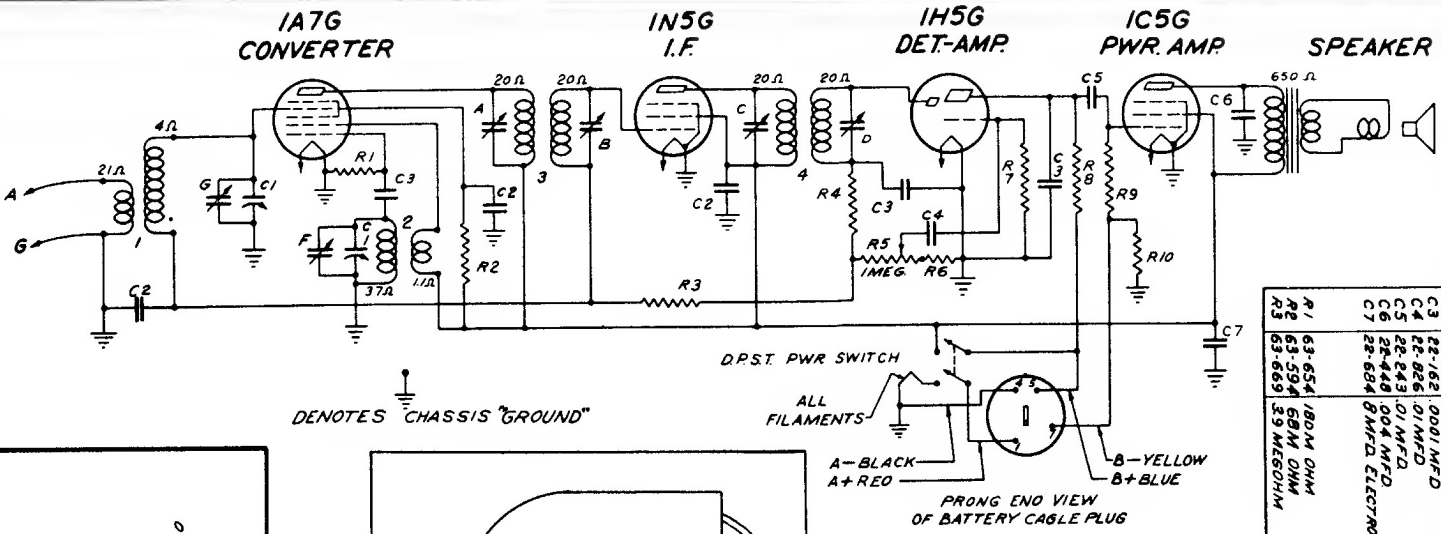
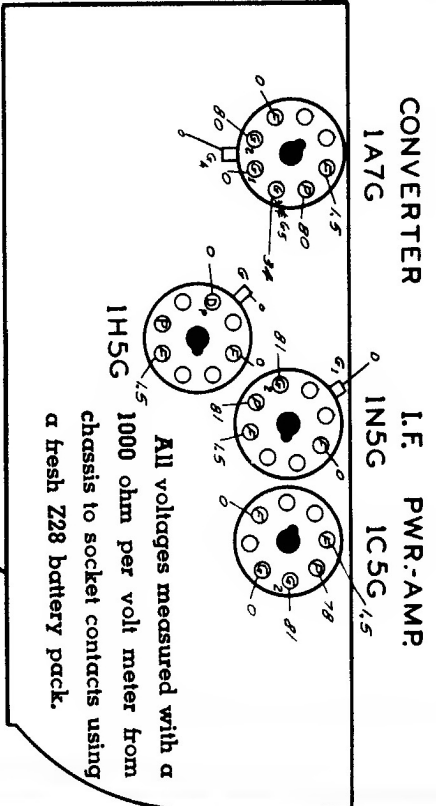
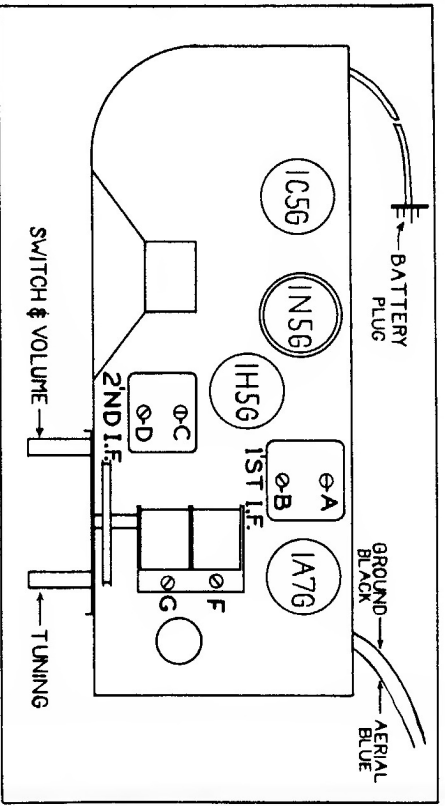


DWG. NO.	PART NO.	DESCRIPTION	QTY.	PART NO.	DESCRIPTION	DWG. NO.	PART NO.	DESCRIPTION
C1	22-6391	TWO GANG VARIABLE		R4	63-1072	47M OHM	4	/ET / F TRANS PRI.
C2	22-6291	0.5 MFD		R5	63-1072	VOLUME CONTROL		/ET / F TRANS SEC
C3	22-6291	0.001 MFD		R6	63-587	4700 OHM		R28 / F TRANS PRI.
C4	22-6291	0.001 MFD		R7	63-604	10 MEG OHM		R28 / F TRANS PRI.
C5	22-6291	0.01 MFD		R8	63-271	1 MEG OHM		R28 / F TRANS SEC
C6	22-448	504 MFD		R9	63-600	2.2 MEG OHM		OSCILLATOR COIL ASSEM.
C7	22-604	8 MFD ELECTROLYTIC		R10	63-239	1000 OHM		1ET / F TRANS SEC
P1	63-554	180M OHM	1/4 W	1	20-208	ANTENNA COIL		ANT. OSC. (ON GANG)
P2	63-594	180M OHM	1/4 W	2	57B15	OSCILLATOR COIL ASSEM.		
P3	63-669	39 MEG OHM	1/4 W			1ET / F TRANS ASSEM.		



1/2V. BATTERY PORTABLE
I.F. FREQUENCY 455 KC.
4 TUBE SUPERHETERODYNE
CHASSIS N° 5420
ZENITH RADIO CORPORATION

Models 4K422—4K435—4K465—4K466
 Chassis No. 5420



FRONT OF CHASSIS

MODEL	SPEAKER	5"
4K422	49-286	6 1/2"
4K435	49-328	8"
4K465	49-359	10"
4K466	49-342	